

## TECHNICAL SPECIFICATION

### Rotary switches LW26-4I series



#### Description:

The rotary switches LW26 series are produced for switching on/off electrical circuits with commutated current from 20 to 160A. They are designed on the bases of the rotor-eccentric switching on which is realized through turning of the handle to 60 or 90 degrees. The normal operation is used for commutation of two, three or four conductor systems. There are special rotary switches that switch on under given connection schemes and are used to control motors, electric welding machines and other consumers.

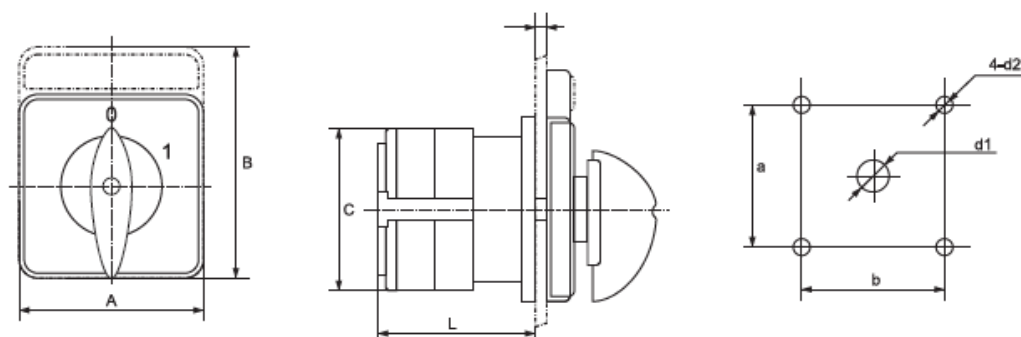
#### Technical data:

- Power supply voltage: 230/400V, 50Hz
- Number of levels: 7
- Number of positions: 8
- Insulation voltage: 690V
- Impulse voltage withstand: 6000V
- Mechanical wear resistance: 3x10<sup>5</sup> commutation cycles
- Operating temperature: -10°C - +50°C
- Humidity: 35-85%RH
- Commutation capacity: 20A
- Resistant to UV rays plastic
- Cable connection: screw joining
- Maximum section of the power supply conductors: 2.5mm<sup>2</sup>

## Mounting:

- directly to the control panel
- thickness of the surface to which it is mounted: max 5mm

## Dimensions:


















Type	Front panel	Joining conductor (mm <sup>2</sup> )	Overall dimensions (mm)				Mounting dimensions (mm)			
			A	B	C	L	a	b	d1	d2
LW26-20	M1 panel	1x2.5	48	46	43	22+9.6n	36	36	Ø8.5	Ø4.5

\*n – number of modules

## Variants

Type	Scheme	In (A)	Levels	Packing / Box (pcs)	Catalogue number
LW26 4.I7168/7	4.I7168/7	20	7	1 / 100	492028

									
4.17168/7									
		0	1	2	3	4	5	6	7
1		2							X
3		4			X				
5		6			X				
7		8							X
9		10		X					
11		12					X		
13		14					X		
15		16		X					
17		18							X
19		20			X				
21		22		X					
23		24					X		
25		26		X	X	X	X	X	
27		28							

## Standards:

EN 60947-1

EN 60947-3-1

