

AHP-301CPV

Versatile Cold/Hot Plate

Air Cooled
Bench Top


Input: 100-240 VAC, 24 VDC; Max. Power: 240 Watts
Cooling Capacity: 82 Watts

FEATURES

- Cools and heats (-15 °C to 90 °C & 120 °C), at 25 °C ambient
- Precision machined cold plate surface
- Stainless steel threaded inserts, available (standard & custom pattern)
- Easy clean stainless steel apron
- Integral PWM temperature controller
- 100-240 VAC universal input
- Low-profile design with ergonomic sloped front
- Variable fan speed for quieter operation
- Quiet constant speed fan option available
- Weighs less than 14 lbs. (6.4 kg)
- Operating ambient temperature range of 0 °C to 50 °C
- Compact bench top unit, 9.8" X 10.1" footprint
- Virtually maintenance-free operation
- Painted Enameled stainless steel exterior housing
- Many standard accessories
- IEC 61010-2-010, IEC 61010-1, UL 61010-1, CSA C22.2#61010-1-12
- FCC 47CFR Part 15 Subpart B, EN 61326-1*BEI

CONTROL FEATURES

- Integral "tunable" PWM temperature control
- PWM, Bi-directional temperature control
- 4 Temperature zone with 4 independent PID settings
- Multi-segment ramp and soak programmable
- Internal RTD sensor
- Remote Sensibility™ switchable to exterior accessory RTD sensor
- USB Communication with easy to use software
- Labview VI examples



SPECIFICATIONS

| MODEL | PART NUMBER | COLD PLATE | PERFORMANCE RATING BTU/HR | VOLTAGE VAC 50/60 HZ | CURRENT AMPS. | WEIGHT LBS. (KG) | OPERATING AMBIENT RANGE °C | COLD PLATE TEMPERATURE RANGE °C |
|-------------|--------------|------------------|---------------------------------|----------------------------|------------------|---------------------|----------------------------------|---------------------------------------|
| AHP-301CPV | 9-70KB-1-0A0 | Smooth Surface | 260-280 | 100-240 | 2.4-1.0 | 13 (5.9) | 0 / +50 | -15 / +90 |
| AHP-301CPV | 9-70KB-1-TAP | 6-32 Tap Pattern | 260-280 | 100-240 | 2.4-1.0 | 13 (5.9) | 0 / +50 | -15 / +90 |
| AHP-301CPV | 9-70KB-1-MET | M3 Tap Pattern | 260-280 | 100-240 | 2.4-1.0 | 13 (5.9) | 0 / +50 | -15 / +90 |
| AHP-301CPV | 9-70K5-1-0A0 | Smooth Surface | 260-280 | 24 VDC | 7.0 | 10 (4.5) | 0 / +50 | -15 / +90 |
| AHP-301CPV | 9-70K5-1-TAP | 6-32 Tap Pattern | 260-280 | 24 VDC | 7.0 | 10 (4.5) | 0 / +50 | -15 / +90 |
| AHP-301CPV | 9-70K5-1-MET | M3 Tap Pattern | 260-280 | 24 VDC | 7.0 | 10 (4.5) | 0 / +50 | -15 / +90 |
| AHP-301MSP* | 9-70K5-1-MSP | M3 Tap Pattern | 260-280 | 24 VDC | 7.0 | 10 (4.5) | 0 / +50 | -15 / +90 |
| AHP-301CPV | 9-70KB-6-0A0 | Smooth Surface | 260-280 | 100-240 | 2.4-1.0 | 13 (5.9) | 0 / +50 | -15 / +120 |
| AHP-301CPV | 9-70KB-6-TAP | 6-32 Tap Pattern | 260-280 | 100-240 | 2.4-1.0 | 13 (5.9) | 0 / +50 | -15 / +120 |
| AHP-301CPV | 9-70KB-6-MET | M3 Tap Pattern | 260-280 | 100-240 | 2.4-1.0 | 13 (5.9) | 0 / +50 | -15 / +120 |
| AHP-301CPV | 9-70K5-6-0A0 | Smooth Surface | 260-280 | 24 VDC | 7.0 | 10 (4.5) | 0 / +50 | -15 / +120 |
| AHP-301CPV | 9-70K5-6-TAP | 6-32 Tap Pattern | 260-280 | 24 VDC | 7.0 | 10 (4.5) | 0 / +50 | -15 / +120 |
| AHP-301CPV | 9-70K5-6-MET | M3 Tap Pattern | 260-280 | 24 VDC | 7.0 | 10 (4.5) | 0 / +50 | -15 / +120 |

Contact TECA for quiet constant speed fan option

Many options and accessories available see accessory pages

* For full specification see AHP-1200MSP data sheet

TECA

1-888-TECA-USA (832-2872)

AHP-301CPV

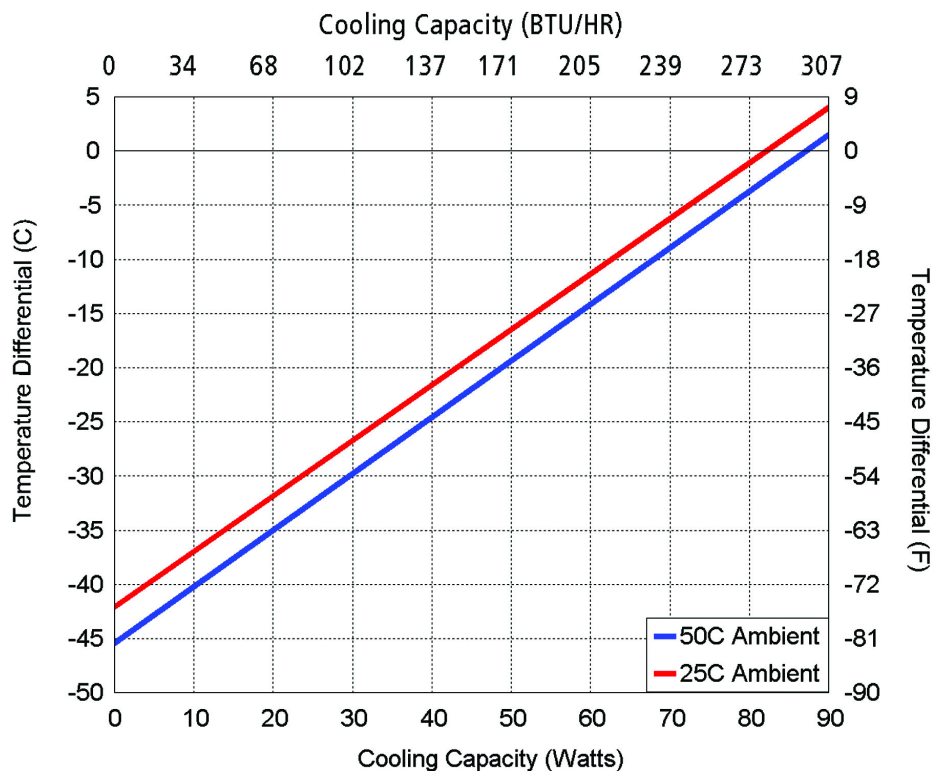
ENVIRONMENTS

Bench top
Laboratory
Industrial


COOLING CAPACITY

82 Watts @ 0 °C ΔT

PERFORMANCE CURVE

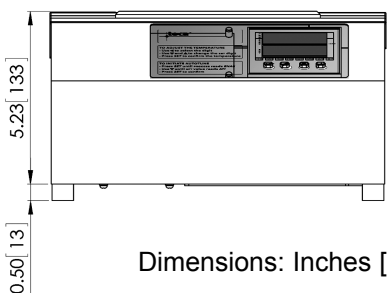
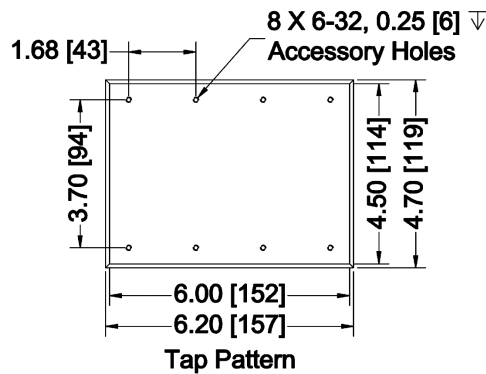
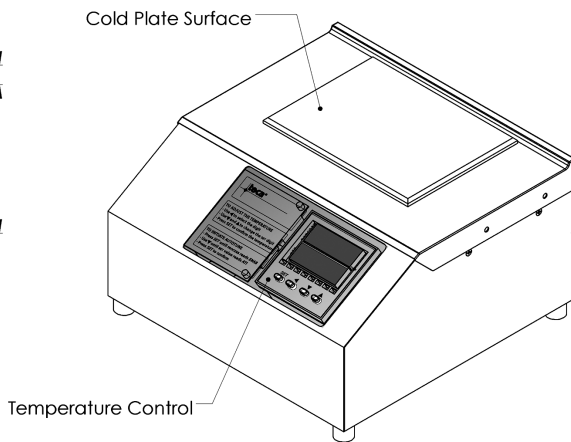
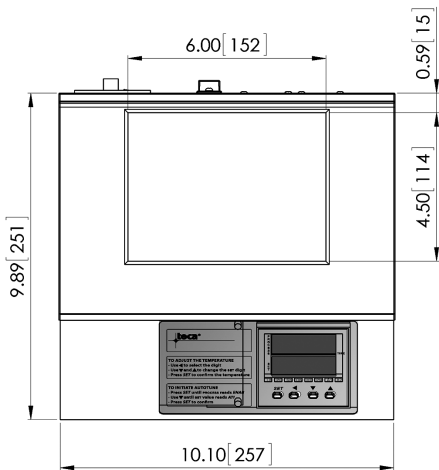


| Equation of line: $y = \Delta T(^{\circ}\text{C})$ $x = \text{Capacity (Watts)}$ | | |
|--|-------------------|-------------------|
| Ambient Temp | 25°C | 50°C |
| Cold Plate | $y = .51x - 42.1$ | $y = .51x - 45.4$ |



Ambient Air Path

DIMENSIONS



Dimensions: Inches [Millimeters]

