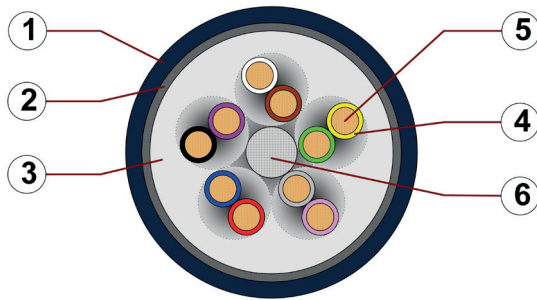


Data sheet

chainflex® CF11



Data cable (Class 6.6.4.1) ● For extremely heavy duty applications ● TPE outer jacket
● Shielded ● Twisted pair ● Oil and bio-oil resistant ● PVC and halogen-free ● Hydrolysis
and microbe-resistant



1. Outer jacket: Pressure extruded, halogen-free TPE mixture
2. Overall shield: Extremely bending-resistant braiding made of tinned copper wires
3. Inner jacket: Pressure extruded, gusset-filling TPE mixture
4. Core insulation: Mechanically high-quality TPE mixture
5. Conductor: Fine-wire strand in especially bending-stable version consisting of bare copper wires
6. Strain relief: Tensile stress-resistant centre element

Example image

For detailed overview please see design table

Cable structure

	Conductor	Stranded conductor in especially bending-resistant version consisting of bare copper wires (following DIN EN 60228).
	Core insulation	Mechanically high-quality TPE mixture.
	Core structure	Cores twisted in pairs with a short pitch length, core pairs then wound with short pitch lengths.
	Core identification	Cores < 1.0 mm²: Colour code in accordance with DIN 47100 Cores ≥ 1.0 mm²: Black cores with white numbers.
	Inner jacket	TPE mixture adapted to suit the requirements in e-chains®.
	Overall shield	Extremely bending-resistant braiding made of tinned copper wires. Coverage approx. 70 % linear, approx. 90 % optical
	Outer jacket	Low-adhesion, extremely abrasion-resistant and highly flexible TPE mixture, adapted to suit the requirements in e-chains®. Colour: Steel-blue (similar to RAL 5011) Printing: white

„00000 m“* igus chainflex CF11.---.02① ---② E310776

RU AWM Style 22357 90°C 300V EAC CE UKCA RoHS-II conform

www.igus.eu +++ chainflex cable works +++

* **Length printing:** Not calibrated. Only intended as an orientation aid.
① / ② Cable identification according to Part No. (see technical table).
Example: ... chainflex **CF11.01.04.02 (4x(2x0.14))C EAC ...**



igus 4-year
chainflex cable
guarantee and
service life
calculator based
on 2 billion test
cycles per year




Data sheet

chainflex® CF11



Data cable (Class 6.6.4.1) ● For extremely heavy duty applications ● TPE outer jacket
● Shielded ● Twisted pair ● Oil and bio-oil resistant ● PVC and halogen-free ● Hydrolysis
and microbe-resistant

Dynamic information

	Bend radius	e-chain® linear flexible fixed	minimum 6.8 x d minimum 5 x d minimum 4 x d
	Temperature	e-chain® linear flexible fixed	-35 °C up to +100 °C -50 °C up to +100 °C (following DIN EN 60811-504) -55 °C up to +100 °C (following DIN EN 50305)
	v max.	unsupported gliding	10 m/s 6 m/s
	a max.		100 m/s ²
	Travel distance		Unsupported travel distances and up to 400 m for gliding applications, Class 6



These values are based on specific applications or tests. They do not represent the limit of what is technically feasible.

Guaranteed service life according to guarantee conditions

Double strokes	5 million	7.5 million	12.5 million
Temperatur, von/bis [°C]	R min. [x d]	R min. [x d]	R min. [x d]
-35/-25	7.5	8.5	9.5
-25/+90	6.8	7.5	8.5
+90/+100	7.5	8.5	9.5

Minimum guaranteed service life of the cable under the specified conditions.
The installation of the cable is recommended within the middle temperature range.

Electrical information

	Nominal voltage	300/300 V (following DIN VDE 0298-3) 300 V (following UL)
	Testing voltage	1500 V (following DIN EN 50395)



Example image

igus® chainflex® CF11

Data sheet

chainflex® CF11



Data cable (Class 6.6.4.1) ● For extremely heavy duty applications ● TPE outer jacket
● Shielded ● Twisted pair ● Oil and bio-oil resistant ● PVC and halogen-free ● Hydrolysis
and microbe-resistant

Properties and approvals

	UV resistance	High
	Oil resistance	Oil-resistant (following DIN EN 60811-404), bio-oil-resistant (following VDMA 24568 with Plantocut 8 S-MB tested by DEA), Class 4
	Silicone-free	Free from silicone which can affect paint adhesion (following PV 3.10.7 – status 1992)
	Halogen-free	Following DIN EN 60754
	PFAS-free	Use of PFAS-free materials according to the content of the REACH directive and its rules for the production and processing of chemical substances
	UL verified	Certificate No. B129699: „igus 36-month chainflex cable guarantee and service life calculator based on 2 billion test cycles per year“
	UL AWM	Details see table UL AWM
	REACH	In accordance with regulation (EC) No. 1907/2006 (REACH)
	Lead-free	Following 2011/65/EC (RoHS-II/RoHS-III)
	Cleanroom	According to ISO Class 1. The outer jacket material of this series complies with CF9.15.07 - tested by IPA according to standard DIN EN ISO 14644-1
	CE	Following 2014/35/EU



igus 4-year
chainflex cable
guarantee and
service life
calculator based
on 2 billion test
cycles per year



Properties and approvals

UL AWM details

Conductor nominal cross section [mm ²]	Number of cores	UL style core insulation	UL style outer jacket	UL Voltage Rating [V]	UL Temperature Rating [°C]
0.14	8-36	11884	22357	300	90
0.25	2-28	11884	22357	300	90
0.34	16	11884	22357	300	90
0.5	8-16	11884	22357	300	90
0.75	6	11884	22357	300	90
1	8	11884	22357	300	90
1.5	12	11884	22357	300	90

Example image

igus® chainflex® CF11

Data sheet

chainflex® CF11

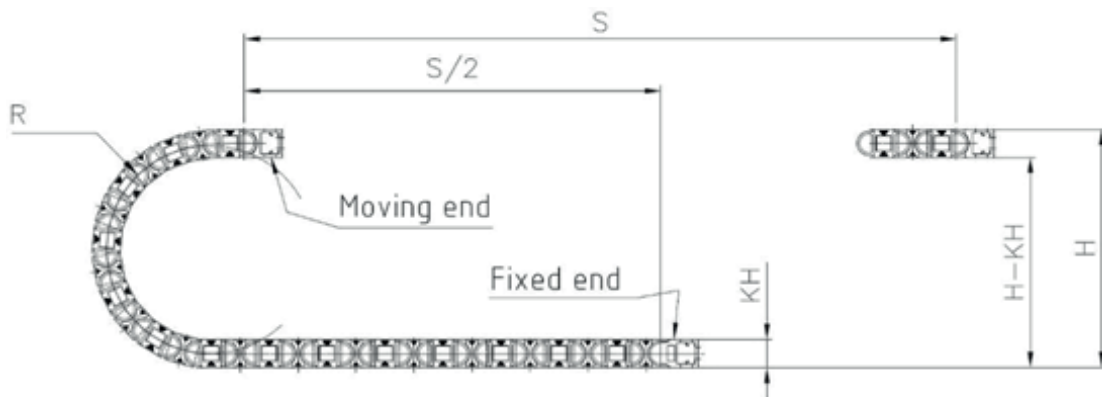


Data cable (Class 6.6.4.1) ● For extremely heavy duty applications ● TPE outer jacket
● Shielded ● Twisted pair ● Oil and bio-oil resistant ● PVC and halogen-free ● Hydrolysis
and microbe-resistant



Typical lab test setup for this cable series

Test bend radius R	approx. 38 - 115 mm
Test travel S	approx. 1 - 15 m
Test duration	minimum 2 - 4 million double strokes
Test speed	approx. 0.5 - 2 m / s
Test acceleration	approx. 0.5 - 1.5 m / s ²



Typical application areas

- For extremely heavy duty applications, Class 6
- Unsupported travel distances and up to 400 m and more for gliding applications, Class 6
- Almost unlimited resistance to oil, also with bio-oils, Class 4
- No torsion, Class 1
- Indoor and outdoor applications, UV-resistant
- Storage and retrieval units for high-bay warehouses, Machining units/machine tools, quick handling, Clean room, semiconductor insertion, outdoor cranes, low temperature applications



igus 4-year
chainflex cable
guarantee and
service life
calculator based
on 2 billion test
cycles per year



Data sheet

chainflex® CF11



Data cable (Class 6.6.4.1) ● For extremely heavy duty applications ● TPE outer jacket
● Shielded ● Twisted pair ● Oil and bio-oil resistant ● PVC and halogen-free ● Hydrolysis
and microbe-resistant

Technical tables:

Mechanical information

Art.-Nr.	Number of cores and conductor nominal cross section [mm²]	Outer diameter (d) max. [mm]	Copper index [kg/km]	Weight [kg/km]
CF11.01.04.02	(4x(2x0.14))C	7.5	30	63
CF11.01.18.02	(18x(2x0.14))C	12.5	101	202
CF11.02.01.02	(2x0.25)C	6.0	17	39
CF11.02.02.02 ²⁾	(2x(2x0.25))C	6.5	26	47
CF11.02.03.02	(3x(2x0.25))C	8.0	35	78
CF11.02.04.02	(4x(2x0.25))C	8.5	42	90
CF11.02.05.02	(5x(2x0.25))C	9.0	49	100
CF11.02.06.02	(6x(2x0.25))C	10.0	69	125
CF11.02.10.02	(10x(2x0.25))C	13.5	103	207
CF11.02.14.02	(14x(2x0.25))C	14.0	124	228
CF11.03.08.02	(8x(2x0.34))C	13.0	106	209
CF11.05.04.02	(4x(2x0.5))C	9.5	77	140
CF11.05.06.02	(6x(2x0.5))C	12.0	103	198
CF11.05.08.02	(8x(2x0.5))C	14.5	135	251
CF11.07.03.02	(3x(2x0.75))C	10.5	83	155
CF11.10.04.02	(4x(2x1.0))C	12.5	125	232
CF11.15.06.02	(6x(2x1.5))C	16.5	247	420

²⁾ The chainflex® types marked with ²⁾ are cables designed as a star-quadr.

Note: The given outer diameters are maximum values and may tend toward lower tolerance limits.
G = with green-yellow earth core x = without earth core

Electrical information

Conductor nominal cross section [mm²]	Maximum conductor resistance at 20 °C (following DIN EN 50289-1-2) [Ω/km]	Max. current rating at 30 °C [A]
0.14	138	2.5
0.25	79	5
0.34	57	7
0.5	39	10
0.75	26	14
1	19.5	17
1.5	13.3	21

The final maximum current rating depends among other things on the ambient conditions, the type of the installation and the number of loaded cores.

Example image



igus 4-year
chainflex cable
guarantee and
service life
calculator based
on 2 billion test
cycles per year



Data sheet

chainflex® CF11



Data cable (Class 6.6.4.1) ● For extremely heavy duty applications ● TPE outer jacket
● Shielded ● Twisted pair ● Oil and bio-oil resistant ● PVC and halogen-free ● Hydrolysis
and microbe-resistant



Design table

Part No.	Number of cores	Core design	Part No.	Number of cores	Core design
CF11.XX.01.02	2		CF11.XX.08.02	8x2	
CF11.XX.02.02	4		CF11.XX.09.02	9x2	
CF11.XX.03.02	3x2		CF11.XX.10.02	10x2	
CF11.XX.04.02	4x2		CF11.XX.14.02	14x2	
CF11.XX.05.02	5x2		CF11.XX.18.02	18x2	
CF11.XX.06.02	6x2				



igus 4-year
chainflex cable
guarantee and
service life
calculator based
on 2 billion test
cycles per year



Data sheet

chainflex® CF11



Data cable (Class 6.6.4.1) ● For extremely heavy duty applications ● TPE outer jacket
● Shielded ● Twisted pair ● Oil and bio-oil resistant ● PVC and halogen-free ● Hydrolysis
and microbe-resistant



Colour code in accordance with DIN 47100

Conductor no.	Colours according to DIN ISO 47100	Conductor no.	Colours according to DIN ISO 47100
1	white	19	white-pink
2	brown	20	pink-brown
3	green	21	white-blue
4	yellow	22	brown-blue
5	grey	23	white-red
6	pink	24	brown-red
7	blue	25	white-black
8	red	26	brown-black
9	black	27	grey-green
10	violet	28	yellow-grey
11	grey-pink	29	pink-green
12	red-blue	30	yellow-pink
13	white-green	31	green-blue
14	brown-green	32	yellow-blue
15	white-yellow	33	green-red
16	yellow-brown	34	yellow-red
17	white-grey	35	green-black
18	grey-brown	36	yellow-black



igus 4-year
chainflex cable
guarantee and
service life
calculator based
on 2 billion test
cycles per year

