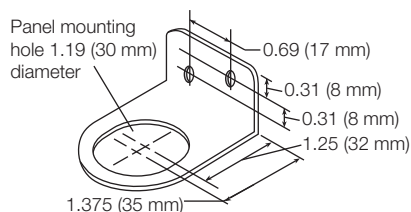


# Mounting Accessories

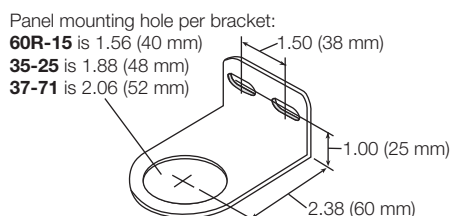
## REGULATOR MOUNTING BRACKETS

Regulators and integral filter/regulators can be mounted to a surface with a bracket that attaches to the regulator. Brackets and mounting nuts can be ordered separately or in a kit which includes both bracket and mounting nut.



**SENTRY and MINIATURE**

Kit: A33-82, Bracket: 33-82, Nut: 10R-26



**GUARDSMAN and GUARDSMAN II**

Kit: K60R-15, Bracket: 60R-15, Nut: 60R-14P

### R75 SERIES

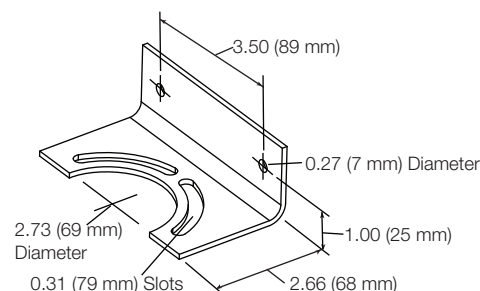
Kit: None, Bracket: 35-25, Nut: None

### R350 SERIES

Kit: A127-11, Bracket: 37-71, Nut: 127-11

### SERIES 380 and VANGUARD

Kit: K37-71, Bracket: 37-71, Nut: 37-345F

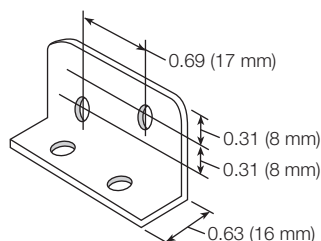


**HPR100 and HPR180**

Kit: A37-381, Bracket: 37-.364, Nut: None

## MODULAR MOUNTING BRACKETS

Two L-shaped metal brackets as shown below can be used for wall mounting of modular FRLs or Clean Air Packages. A single bracket can be used to mount individual filters or lubricators. Kits include two brackets and four screws for attaching the brackets to the modules.



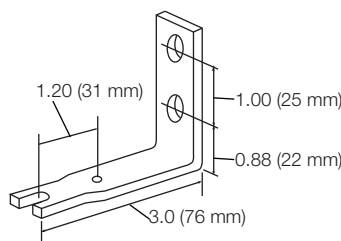
**SENTRY**

Screws: 10R-19 (2 required), Bracket: None

### MINIATURE

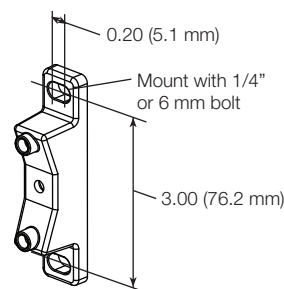
Kit: K50-01, Bracket: 50-01

Note: miniature can only be used in conjunction with 'T' suffix option on FD50, FCD50, and L50 products.



**GUARDSMAN and Modular VANGUARD**

Kit: K30-08, Bracket: 30-08

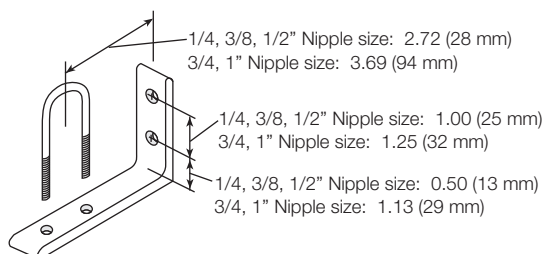


**380 SERIES**

Kit: A118-103, Bracket: None

## FRL INLINE MOUNTING PIPE BRACKETS

Two pipe brackets can be used for wall mounting of FRL assemblies that use pipe nipples to join the components. The bracket kits listed below include two sets of brackets.



### ALL PIPED ASSEMBLIES

Nipple size: 1/4" Kit: UMB-2

Nipple size: 3/8" Kit: UMB-3

Nipple size: 1/2" Kit: UMB-4

Nipple size: 3/4" Kit: UMB-6

Nipple size: 1" Kit: UMB-8

Note: No mounting brackets available for PR180M, PRH180M, 1-1/4" or 1-1/2".