

















# 5/2-directional valve, Series 581, size 1

- ISO 5599-1
- ISO 1
- 5/2
- double solenoid
- $Q_n = 1400 \text{ l/min}$
- Compressed air connection output Base plate ISO 5599-1
- Electrical connection Plug, EN 175301-803, form A
- Manual override without detent



Type	Spool valve
Sealing principle	Soft sealing
Blocking principle	Single base plate principle
Connection type	Plate connection
Standards	ISO 5599-1, ISO 1
Working pressure min./max.	See table below
Control pressure min./max.	1,5 ... 16 bar
Ambient temperature min./max.	-15 ... 50 °C
Medium temperature min./max.	-15 ... 50 °C
Medium	Compressed air
Max. particle size	50 µm
Oil content of compressed air	0 ... 5 mg/m <sup>3</sup>
Nominal flow $Q_n$	1400 l/min
Flow conductance C	5,2 l/(s*bar)
Protection class with connection	IP65
Duty cycle	100 %
Typ. switch-on time	13 ms
Typ. switch-off time	13 ms
Mounting screw	with hexagon socket
Mounting screw tightening torque	2 Nm
Weight	0,5 kg

## Technical data

Part No.		MO	Operational voltage DC	Operational voltage AC 50 Hz
5811290540			24 V	42 V
5811290440			-	230 V
5811291540			24 V	42 V
5811291440			-	230 V
5811292540			24 V	42 V
5811292440			-	230 V
5811293540			24 V	42 V
5811293440			-	230 V

Part No.	Voltage tolerance DC	Voltage tolerance AC 50 Hz	Power consumption DC	Holding power AC 50 Hz
5811290540	-10% / +10%	-10% / +10%	6,7 W	7,7 VA

Part No.	Voltage tolerance DC	Voltage tolerance AC 50 Hz	Power consumption DC	Holding power AC 50 Hz
5811290440	-	-10% / +10%	-	10,8 VA
5811291540	-10% / +10%	-10% / +10%	6,7 W	7,7 VA
5811291440	-	-10% / +10%	-	10,8 VA
5811292540	-10% / +10%	-10% / +10%	6,7 W	7,7 VA
5811292440	-	-10% / +10%	-	10,8 VA
5811293540	-10% / +10%	-10% / +10%	6,7 W	7,7 VA
5811293440	-	-10% / +10%	-	10,8 VA

Part No.	Switch-on power AC 50 Hz	Pilot	Working pressure min./max.
5811290540	12 VA	Internal	1,5 ... 16 bar
5811290440	15,2 VA	Internal	1,5 ... 16 bar
5811291540	12 VA	Internal	1,5 ... 16 bar
5811291440	15,2 VA	Internal	1,5 ... 16 bar
5811292540	12 VA	External	-0,95 ... 16 bar
5811292440	15,2 VA	External	-0,95 ... 16 bar
5811293540	12 VA	External	-0,95 ... 16 bar
5811293440	15,2 VA	External	-0,95 ... 16 bar

Part No.	Electrical connection Pilot valve	Throttle
5811290540	Plug EN 175301-803, form A	-
5811290440	Plug EN 175301-803, form A	-
5811291540	Plug EN 175301-803, form A	with throttle
5811291440	Plug EN 175301-803, form A	with throttle
5811292540	Plug EN 175301-803, form A	-
5811292440	Plug EN 175301-803, form A	-
5811293540	Plug EN 175301-803, form A	with throttle
5811293440	Plug EN 175301-803, form A	with throttle

Nominal flow  $Q_n$  at 6 bar and  $\Delta p = 1$  bar, MO = Manual override

## Technical information

The min. control pressure must be adhered to, since otherwise faulty switching and valve failure may result!

The pressure dew point must be at least 15 °C under ambient and medium temperature and may not exceed 3 °C .

The oil content of compressed air must remain constant during the life cycle.

Use only the approved oils from AVENTICS. Further information can be found in the "Technical information" document (available in the MediaCentre).

## Technical information

Housing	Aluminum
Seals	Acrylonitrile butadiene rubber

Dimensions

Dimensions

