

Relay Output Modules

F2-08TR Relay Output \$135.00	
Outputs per Module	8
Outputs Points Consumed	8
Commons per Module	2 (isolated), 4-pts. per common
Output Type	8, Form A (SPST normally open)
Operating Voltage	7A @ 12-28 VDC, 12-250 VAC; 0.5 A @ 120VDC
Peak Voltage	150VDC, 265VAC
ON Voltage Drop	N/A
AC Frequency	47 to 63 Hz
Minimum Load Current	10mA @ 12 VDC
Max Load Current (resistive)	10A/point ³ (subject to derating) Max of 10A/common
Max Leakage Current	N/A
Max Inrush Current	12A
Base Power Required 5VDC	670mA
OFF to ON Response	15ms (typical)
ON to OFF Response	5ms (typical)
Terminal Type (included)	Removable; D2-8IOCON
Status Indicator	Logic side
Weight	5.5 oz. (156g)
Fuses	None


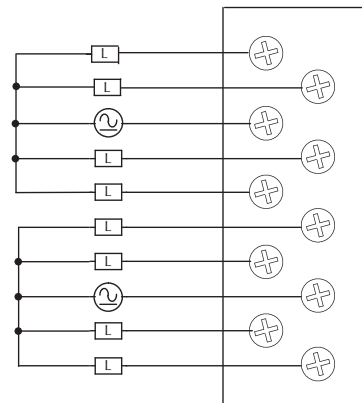
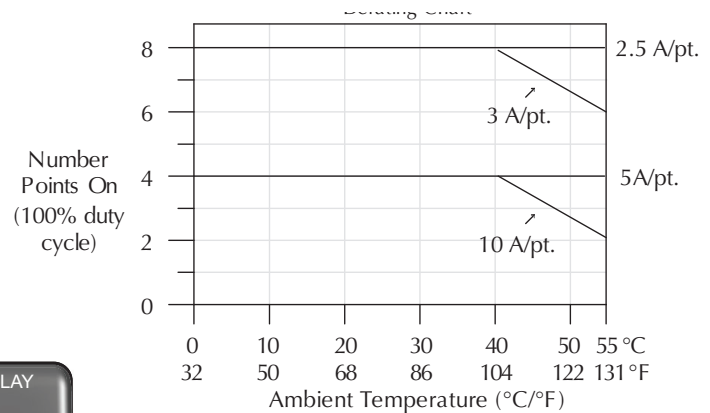
See Wiring Solutions for part numbers of **ZIPLink** cables and connection modules compatible with this I/O module.

Typical Relay Life (Operations) at Room Temperature			
	Voltage & Load Current		
Type of Load	50mA	5A	7A
24VDC Resistive	10M	600K	300K
24VDC Solenoid	–	150K	75K
110VAC Resistive	–	600K	300K
110VAC Solenoid	–	500K	200K
220VAC Resistive	–	300K	150K
220VAC Solenoid	–	250K	100K

1) Contact life may be extended beyond those values shown with the use of arc suppression techniques described in the DL205 User Manual. Since these modules have no leakage current, they do not have built-in snubber. For example, if you place a diode across a 24VDC inductive load, you can significantly increase the life of the relay.

2) At 120VDC 0.5 A resistive load, contact life cycle is 200K cycles.

3) Normally closed contacts have 1/2 the current handling capability of the normally open contacts.



Typical Circuit

