

SubConn® Power Battery

2, 3 and 4 contacts

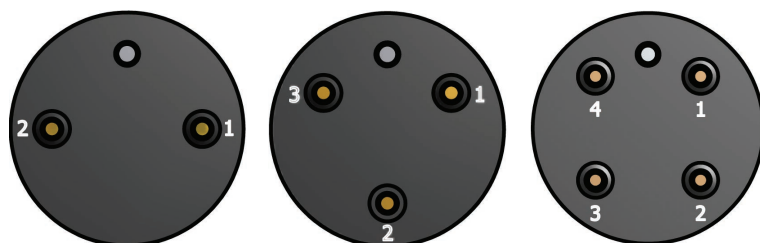
Connector specifications

Voltage rating	600 V AC rms
DC rating	85% of above AC rating
Current rating	25 A per contact (max 50 A per connector)
Insulation resistance	> 200 Mohm
Contact resistance	< 0,01 ohm
Wet matings	> 500
Temperature rating (water)	- 4 to 60°C, 25 to 140°F
Temperature rating (air)	- 40 to 60°C, - 40 to 140°F
Storage temperature rating	- 40 to 60°C, - 40 to 140°F
Depth rating	1,400 bar, 20,000 psi

Material specifications

Connector body	Chloroprene rubber
Bulkhead body	Brass, stainless steel, titanium or anodised aluminium
Contacts	Gold plated brass UNS - C36000
Location pin	Stainless steel AISI 303
O-rings	Nitrile
Locking sleeves	POM
Snap rings	Stainless steel AISI 302
2 and 3 conductor inline cable (60 cm, 2 ft)	10 AWG 5.26 mm ² chloroprene rubber
4 conductor inline cable (60 cm, 2 ft)	12 AWG 3.31 mm ² chloroprene rubber
2 and 3 contacts bulkhead leads (30 cm, 1 ft)	10 AWG 5.26 mm ² tagged PTFE
4 contacts bulkhead leads (30 cm, 1 ft)	12 AWG 3.31 mm ² tagged PTFE

Face view (male)



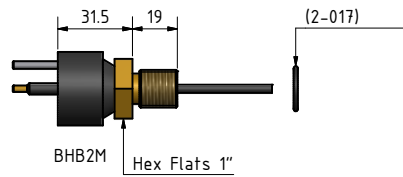
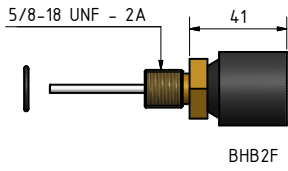
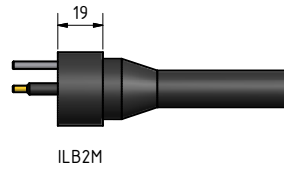
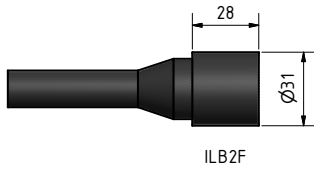
Inline cable colour code

1 Black	4 Green
2 White	
3 Red	

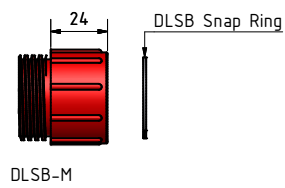
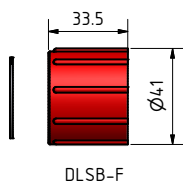
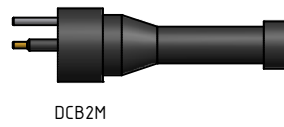
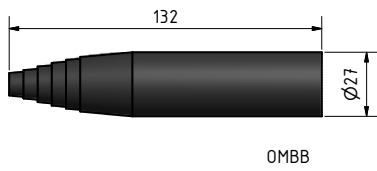
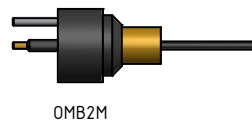
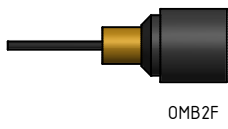
(3 conductor cable colour code: 1 black, 2 white, 3 green)

Nominal cable outside diameter (OD)

2 conductor cable 0.640", 16.3 mm
3 conductor cable 0.671", 17.0 mm
4 conductor cable 0.660", 16.8 mm



O-Ring
Ø17.2 x 1.78
(2-017)



DLSB Snap Ring

