



SPECIAL FUNCTION SWITCHES

1-800-NAMTECH



Design Features & Performance

NAMCO EA150 Super-Sensitive Limit Switches Can Be Tripped By Forces As Low as 0.15 Ounces!

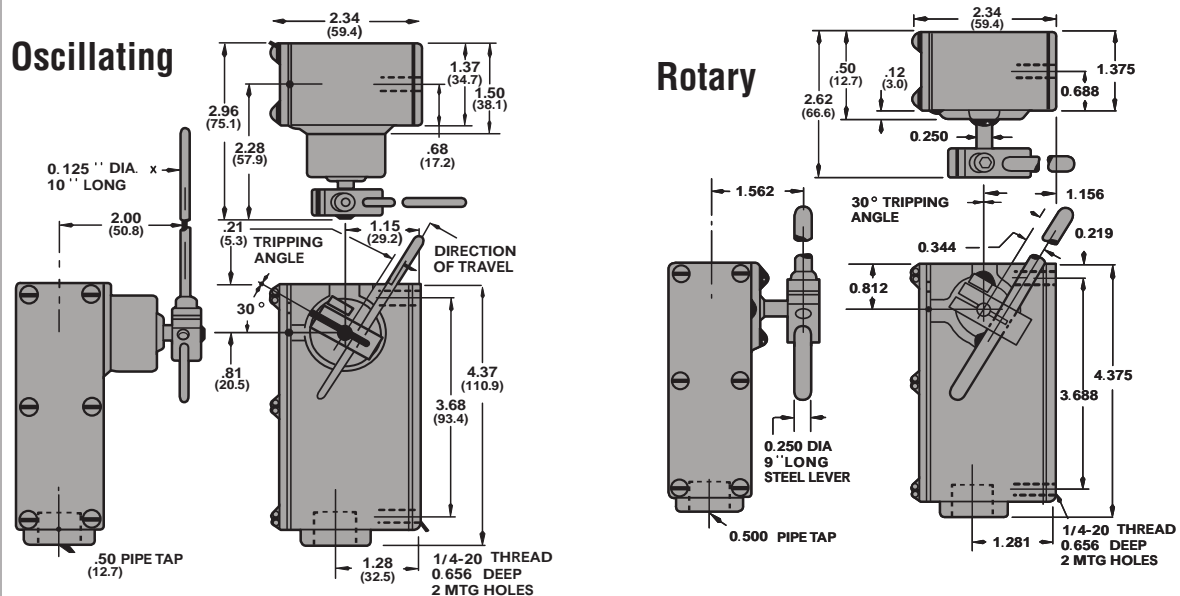
For many years the EA150 Series has been the only choice of Switch for designers and operating personnel when it comes to sensing small, lightweight objects. Consistently reliable, our switches come in a broad variety for any application you may need.

Rotary units are gravity return to the set position and have 360° of total travel either clockwise or counterclockwise. Trip torques range from 1.5 to 7 inch-ounces based on output selected. Oscillating units are spring return with 15 inch-ounce trip torque.

Outputs include SPDT (1 N.O. and 1 N.C.) and DPDT (2 N.O. and 2 N.C.) contacts, or a special electronic version with 10-30 VDC, PNP or NPN output. Output indicator lights are optional if required.

EA150 Super-Sensitive Limit Switches have been extensively used for fill detection on vibratory bowl feeders, small part sensing or counting, gauging devices, time delay mechanisms, safety interlock switch applications, liquid level controls, governors and a wide variety of other industrial applications that require accuracy and dependability.

Dimensions and Mounting



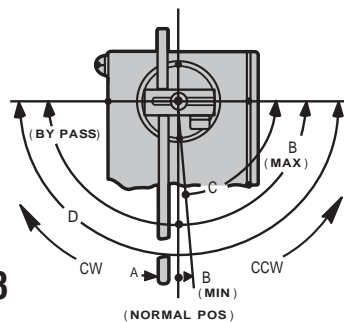
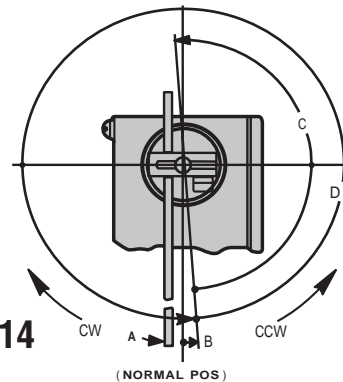
OPERATING RODS	GRAVITY RETURN (ROTARY)	SPRING RETURN (OSCILLATING)
STEEL ROD (1/8" X 10") EL140-18901	OPTIONAL	STANDARD
STEEL ROD (1/4" X 9") EA140-18900	STANDARD	OPTIONAL
FIBER ROD (1/8" X 10") EA140-18903	—	OPTIONAL
FIBER ROD (1/4" X 12") EA140-18902	OPTIONAL	—

Ordering Information

OSCILLATING TYPE		ROTARY TYPE	
PART NUMBER	DESCRIPTION	PART NUMBER	DESCRIPTION
EA150-10013	STANDARD UNIT 1 N.O. - 1 N.C.	EA150-30014	STANDARD UNIT 1 N.O. - 1 N.C.
EA150-10313	STANDARD UNIT WITH L.E.D. TOP COVER	EA150-30303	STANDARD UNIT WITH L.E.D. TOP COVER
EA150-10173	STANDARD UNIT WITH 1/8" X 10" FIBER ROD	EA150-30283	STANDARD UNIT WITH 1/4" X 12" FIBER ROD
EA150-10083	STANDARD UNIT WITH 1/4" X 9" STEEL ROD	EA150-30223	STANDARD UNIT WITH 1/8" X 10" STEEL ROD
EA150-10093	STANDARD UNIT WITH 1/4" X 9" STEEL ROD AND NEON LIGHT TOP COVER	EA150-30233	STANDARD UNIT WITH 1/8" X 10" STEEL ROD AND NEON LIGHT TOP COVER
—	—	EA150-30396	STANDARD UNIT WITH LEFT HAND SHAFT EXTENSION
EA150-10143	STANDARD UNIT 2 N.O. - 2 N.C.	EA150-30143	STANDARD UNIT 2 N.O. - 2 N.C.
EA150-10343	STANDARD UNIT 2 N.O. - 2 N.C. WITH NEON LIGHT TOP COVER	EA150-30145	STANDARD UNIT 2 N.O. - 2 N.C. WITH NEON LIGHT TOP COVER
SPARE LEVER CLAMP KITS (FOR STANDARD)*			
EL140-18901	1/8" X 10" STEEL ROD	EL140-18900	1/4" X 9" STEEL ROD

*Contains Steel Rod, Lever Clamp, Lockwasher, Set Screw and Cap Screw.

Operational Data

Oscillating
EA150-10013Rotary
EA150-30014

DIRECTION OF OPERATION	CW OR CCW (1)
(A) OPERATING TORQUE	15 INCH-OUNCES
(B) TRAVEL TO MAKE OR BREAK CONTACTS	ADJUSTABLE FROM 4° MIN. TO 90° MAX.
(C) OVERTRAVEL	ADJUSTABLE TO 86°
(D) TOTAL LEVER TRAVEL	180°
APPROXIMATE WEIGHT OF SWITCH	1 LB. 12 OZ.
OPERATING MECHANISM	1/8" STEEL ROD 10" IN LENGTH

DIRECTION OF OPERATION	CW OR CCW (1)
(A) OPERATING TORQUE	5 INCH-OUNCES*
(B) TRAVEL TO MAKE OR BREAK CONTACTS	4°
(C) OVERTRAVEL	TRAVEL TO RESET = 180°
(D) TOTAL LEVER TRAVEL	360°
APPROXIMATE WEIGHT OF SWITCH	1 LB. 11 OZ.
OPERATING MECHANISM	1/4" STEEL ROD 9" IN LENGTH

(1) Mechanism can be positioned to trip switch, in one direction only, either clockwise or counter-clockwise.