

Solenoid operated valves pilot operated poppet type

2-way normally open

Special cavity, 017-E

VEI-8A-09-NA

OD.15 - X - 17 - Y - S0

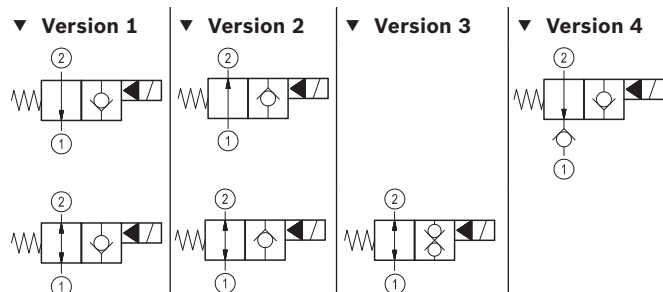
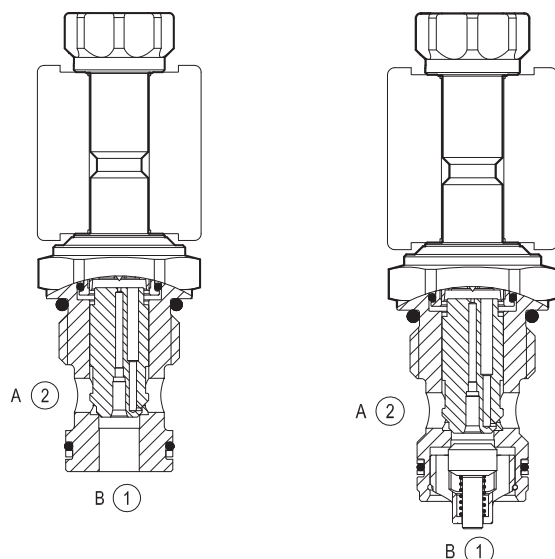
RE 18323-07

Edition: 01.2016

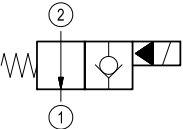
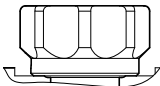
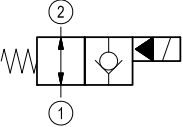
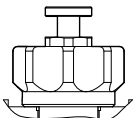
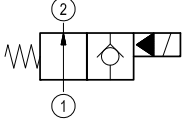
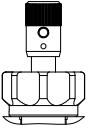
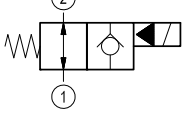
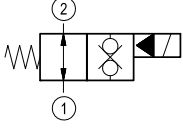
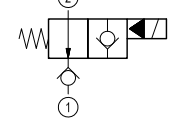
Replaces: 03.2015

**Technical data**

General	
Weight	0.21 kg (0.46 lbs)
Installation orientation	Optional
Ambient temperature range	-30 to 60 °C (-22 to 140 °F)
Hydraulic	
Max. operating pressure	350 bar (5000 psi)
Max. proof pressure	420 bar (6000 psi)
Flow range	2 - 70 l/min (0.5 - 18 gpm)
Fatigue cycle life	1 million cycles at 350 bar
Max. internal leakage	20 drops/min.
Fluid temperature range	-20 to 80 °C (-4 to 176 °F)
Fluids: Mineral-based or synthetics with lubricating properties at viscosities of 20 to 380 mm ² /s (cSt)	
Installation torque	54 - 66 Nm (40 - 49 ft-lbs)
Recommended degree of fluid contamination	Nominal value max. 10 µm (NAS 8) ISO 4406 19/17/14
MTTFd	150 years see RE 18350-51 except for codes market with *
Special cavity	017-E see 18325-75
Lines bodies and standard assemblies	Please refer to section "Hydraulic integrated circuit" or consult factory
Seal kit – version 1	code material no. RG17E201052010 R934003562
Seal kit – version 2-3-4	code material no. RG17E201053010 R934003563
Seal kit coil	code material no. RG12A1PNBR7010 R934003958
Other technical data	See data sheet 18350-50
Electrical	
Type of voltage	DC voltage
Coil type	S8-356 see 18325-90
Supply voltage	See data sheet 18325-90
Nominal voltage	± 10%
Power consumption	20 W
Duty cycle coil	See characteristic curves %
Type of protection	See data sheet 18325-90
Note: Coils must be ordered separately	



Ordering code

OD.15		X	17	Y	S0
Solenoid operated valves pilot operated poppet type 2-way normally open					Tube not welded
monodirectional type					
	02				1A 
bidirectional type					
	06				1B 
monodirectional type					
	10				1C 
bidirectional type					
	04				
bidirectional type					
	32				
monodirectional type					
	12				

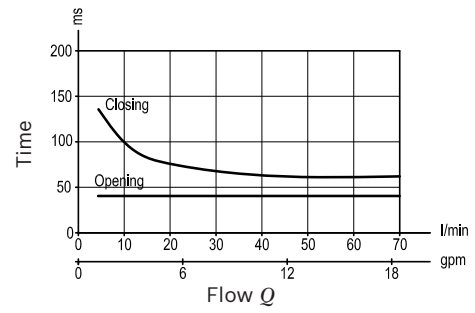
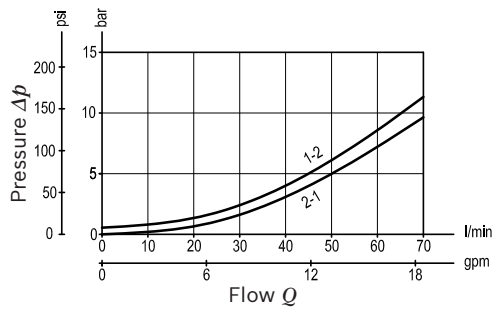
17 Special cavity: 017-E

Type	Material number
OD1502171AS000	R934000718
OD1502171BS000	R934000721
OD1502171CS000	R901177370
OD1506171AS000	R901113677
OD1506171BS000	R901113680
OD1506171CS000	R934000956
OD1504171AS000	R901113668
OD1504171BS000	R901113669

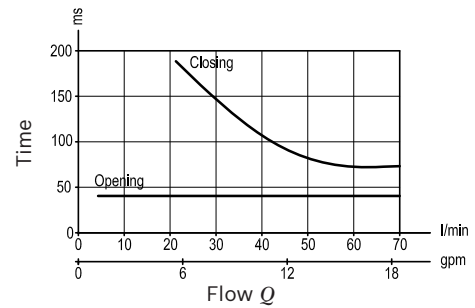
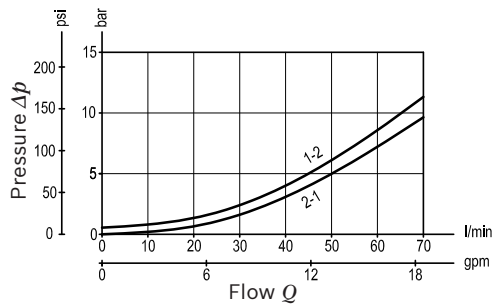
Type	Material number
OD1504171CS000	R934000809
OD1510171AS000	R934001051
OD1510171BS000	R934004148
OD1510171CS000	R934001052
OD1512171AS000	R934001090 *
OD1532171AS000	R901113683
OD1532171BS000	R901113684
OD1532171CS000	R934001189

Characteristic curves**Version 1-2**

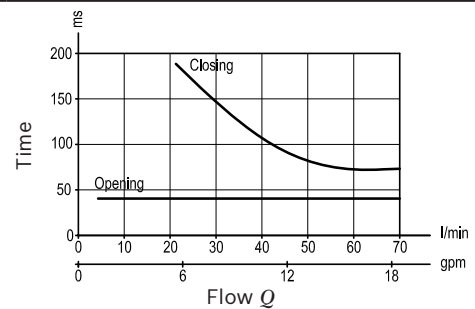
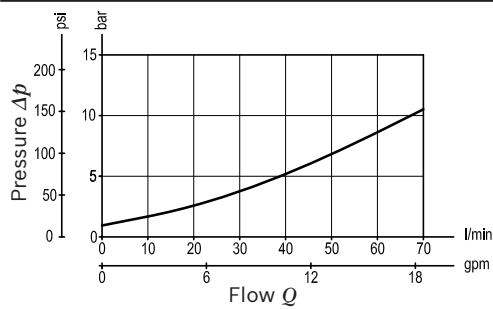
Standard

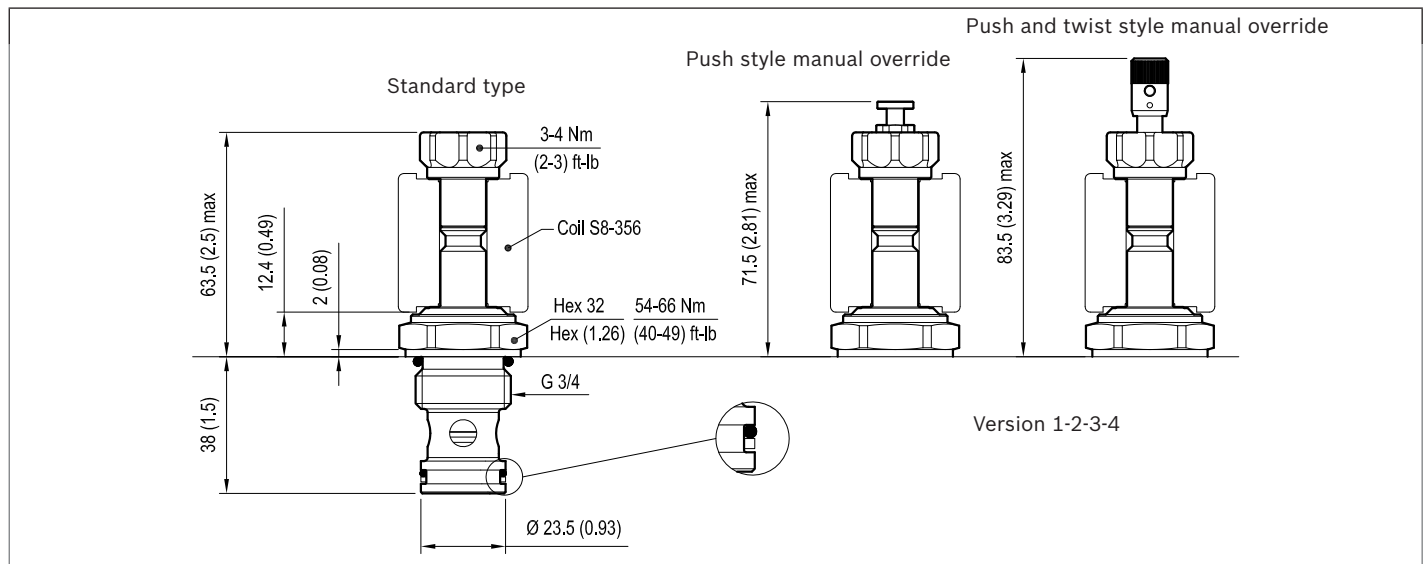
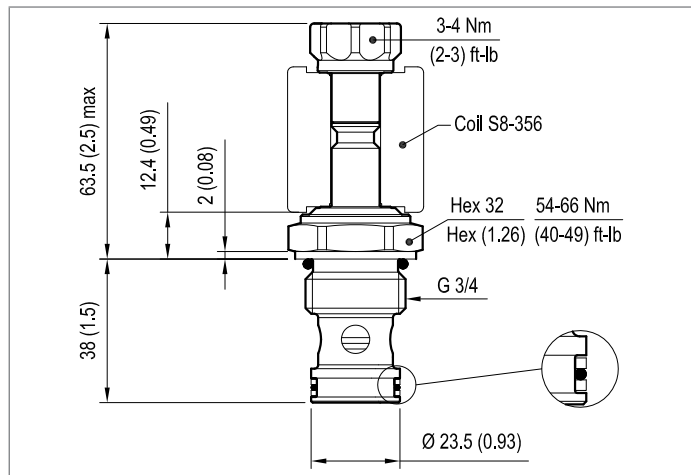
**Version 3**

Standard

**Version 4**

Standard



Dimensions▼ **Version 1: Solenoid operated valves, poppet 2-way normally open**▼ **Version 2: Solenoid operated valves, poppet 2-way normally open**▼ **Version 3: Solenoid operated valves, poppet 2-way double lock normally open**▼ **Version 4: Solenoid operated valves, poppet 2-way normally open**