



Stainless Steel | **IP.67 | Valve Position Monitor**



Exd flameproof

Type IQ CF3M (316L) stainless steel ATEX / IECEx dual Certified Ex d valve position monitor offers IP67 environment protection for flameproof hazardous area monitoring applications. Incorporating features that allow plant personnel to install, monitor and maintain the valve assembly with the minimum of fuss, the units dual function position monitoring system is available with mounting arrangements that allow compact attachment to both quarter-turn and linear process valves.



IP.67 Coated CF8M (316SS) stainless steel enclosure for superior corrosion protection and mechanical resistive properties.

ATEX / IECEx Dual Certified II 2 GD / Ex d IIC T4/6 flameproof for zone 1 & 2 hazardous areas.

Switch termination via. European approved terminal blocks.

Different electrical functions available including mechanical switches, reed type proximity switches, inductive proximity sensors, 4 to 20mA feedback transmitters and bus communication modules including AS-Interface, DeviceNet, Foundation Fieldbus and Modbus protocols.

Touch and tune quick setting cams allow fast and simple switch adjustments.

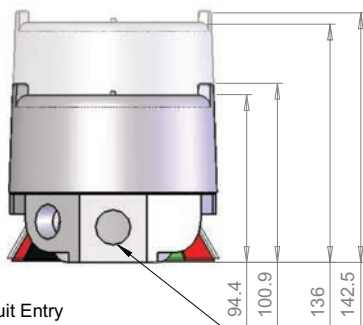
A screw-on rapid access cover allows for fast and simple access for installation and maintenance. Access to the inner switch chamber takes less than 15 seconds.

Compact design provides considerable space saving over similar equipment without compromising the ease of installation or maintenance.

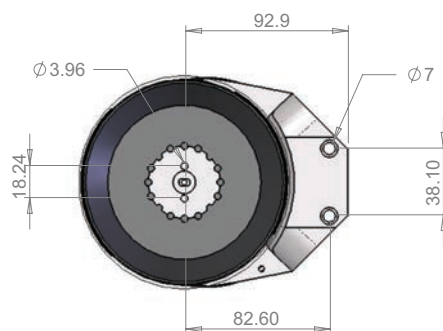
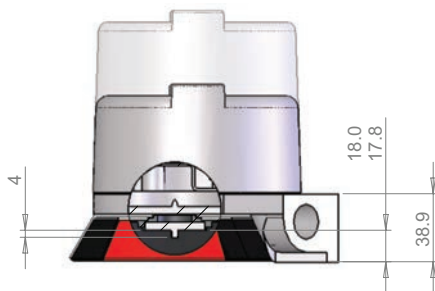
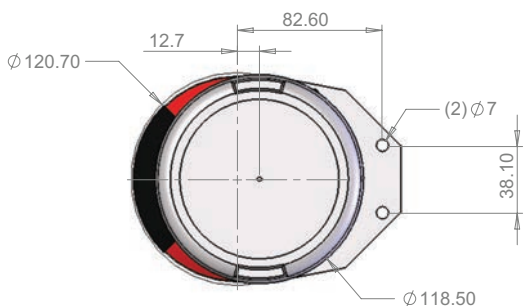
High visibility position indicator offers excellent viewability without compromising accessibility or space requirements.

The unique setting feature of the indicator enables adjustment to register exact valve / actuator position.

Simplified mounting arrangements allow quick and secure mounting to most types of pneumatic actuators including VDI/VDE.3845 topworks actuators with minimum height clearance requirements.



2 or 3 x Conduit Entry
Size Options:
Central Entries - M20, 1/2"NPT or 3/4"NPT
Offset Entries - M20 or 1/2"NPT



Imtex Controls Limited is constantly improving the specifications, design and production of its products and alterations take place continually. Whilst every effort is made to produce up to date literature this leaflet should not be regarded as an inflexible guide to current specifications. E & OE.

Stainless Steel IP.67 | Valve Position Monitor

www.imtex-controls.com/iq

Model Number Compilation (Drawing No. A190180)

Type	Electrical Function	Material of Construction	Conduit Size	Output Drive	Visual Indicator	-	Feature
IQ	16	S	5	S	R	-	100

Code	Electrical Function - Standard Options ¹
14	(2) DPDT Mechanical Switches
16 / 55	(2) / (3 to 6) SPDT Mechanical Switches
17 / 56	(2) / (3 to 6) SPDT Mechanical Switches 'GP' Contacts
25 / 58	(2) / (3 to 6) SPDT Reed Proximity Switches
40 / 59	(2) / (3 to 6) SPST Reed Proximity Switches
42 / 52	(2) / (3 to 6) V3 Inductive Proximity Sensors
43 / 53	(2) / (3 to 6) Other Inductive Proximity Sensors
70	4 to 20mA Transmitter (Resistive or Non-contact / HART optional) Digital Transmitter (Resistive / Foundation Fieldbus or Profibus-PA)
92	(1) DeviceNet VCT Module
93	(1) Foundation Fieldbus VCT Module (Bus Power)
94	(1) Foundation Fieldbus VCT Module (External Power)
95	(1) Modbus VCT Module
96	(1) AS-Interface VCT Module
97	(1) AS-Interface VCT Module (Extended Addressing)
Material of Construction (Enclosure)	
S	CF3M (316L) Stainless Steel

Code	Conduit Size
5	(2) M20 x 1.5
6	(3) M20 x 1.5
8	(2) NPT - 1 x 3/4" / 1 x 1/2"
9	(3) NPT - 1 x 3/4" / 2 x 1/2"
B	(2) NPT - 2 x 1/2"
C	(3) NPT - 3 x 1/2"
Output Drive	
N	Namur Coupler
S	2-pin Coupler
Visual Indicator*	
R	Red (Closed) / Green (Open)
C	0 to 100% Graduated
0	No Visual Indicator
*Engineered Resin material	
Feature	
lxx	Dual ATEX / IECEx Ex d IIC T4/6 Certified
'xx'	See Note ²

NOTES

- Other Electrical Functions are available 'On Request'.
- The exact detail of electrical function fitted or any other special feature is not fully specified by the basic model code, therefore, the Feature Designator provides a mechanism for cross referencing to a centralised engineering log which identifies the detailed specification of the parts fitted in the given unit.
- Please refer to our Product Overview leaflet for full specification of the Electrical Functions provided or consult our Technical Sales.
- The maximum permitted power that can be dissipated within a monitor is specified on Drawing A160147 (available On Request) and the electrical characteristics and ratings of the components fitted must not allow this value to be exceeded.