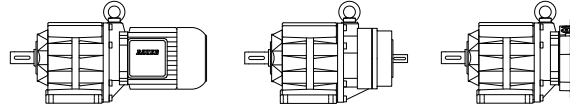


6

页码

77-136



BG 系列同轴减速电机选型

同轴齿轮箱的描述

-型号

-同轴减速电机的Bauer使用系数 (fB)

-无起停频率的连续操作 $Z \leq 1/h$

-起停工作制

-Bauer使用系数

-冲击级别说明

-关键词缩写

-同轴减速电机选型表

IE1同轴减速电机选型

带有C联轴器的同轴齿轮箱选型

型号

Bauer BG 系列同轴减速电机有转矩从 20Nm 到 18500Nm 的 13 种标准型号。更高的转矩可以根据要求提供。齿轮传动装置安装在一个坚固的铸造箱体中。

同轴减速电机的 Bauer 使用系数 (f_B)

在众多影响齿轮箱总负载的因素中，最重要的包括：

- 额定转矩
- 日工作时间
- 转矩峰值严重程度（冲击级别）
- 转矩峰值频率（起停次数）

这些因素可以通过使用系数以一种简单实用的方法来表示。下面的表格和说明旨在对冲击级别提供客观的描述，而不是对驱动机械的分类。经验表明，除了驱动机械 (M_x/M_n) 造成的转矩冲击之外，还有动力传动部件（离合器、链条等），再加上质量在这起到了决定性的作用。

有关详细信息，请参见 Bauer 特殊说明 SD32

6

无起停频率的连续操作 $Z \leq 1/h$

冲击级别和工作时间的因数 f_1

冲击分类	操作时间/ t_d	>4h	>8h	>16h
		$\leq 8h$	$\leq 16h$	$\leq 24h$
I		0.8	1.0	1.2
II		1.05	1.25	1.45
III		1.45	1.55	1.7

起停工作制

冲击级别和起停频率的因数 f_2

单班制起停频率 $t_d < 8h/d$

冲击分类	$1 < Z \leq 100$	$100 < Z \leq 1000$	$1000 < Z$
I	0.95	1.1	1.15
II	1.2	1.35	1.4
III	1.55	1.6	1.6

多班制起停频率 $t_d > 8h/d$

冲击分类	$1 < Z \leq 100$	$100 < Z \leq 1000$	$1000 < Z$
I	1.3	1.45	1.5
II	1.5	1.6	1.65
III	1.75	1.8	1.8

Bauer 使用系数

Bauer 使用 $f_B = f_1$ 或者 $f_B = f_2$

例如：冲击级别 II 中，每小时起停操作次数 $Z=100$ ，并在多班制条件下，则得到使用系数 $f_B = f_2 = 1.5$

冲击级别的说明

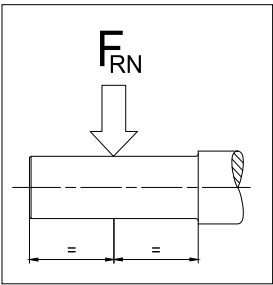
- 冲击级别 I
- 均匀无冲击载荷。必须满足以下所有要求：
- $FI \leq 1.3$
 - $M_x/M_N \leq 1.0$
 - 功率传送部件的吸收冲击性良好（例如：高挠性，零间隙，联轴器 $\phi N \geq 5^\circ$ ）
- 冲击级别 II
- 一般冲击载荷。至少满足下面一种条件：
- $1.3 < FI \leq 4$
 - $1 < M_x/M_N \leq 1.6$
 - 中等冲击型功率传输部件（例如：轮齿，刚性，零间隙挠性联轴器 $\phi N < 5^\circ$ ）
- 冲击级别 III
- 重度冲击载荷。至少满足下面一种条件：
- $FI > 4$
 - $1.6 < M_x/M_N \leq 2.0$
 - 冲击放大功率传输部件（例如：间隙连接联轴器或链传动）

关键词缩写

- Z 每小时起停次数
- T_d 每日运行时间 (h/d)
- FI 惯性因数 $FI = (J_{ext} + J_{rot})/J_{rot}$
- J_{ext} 从动设备的转动惯量 (kgm^2)
- J_{rot} 电机转子转动惯量 (kgm^2)
- M_x 发生在正常运行或在紧急情况下静态扭矩外的最大冲击扭矩
- M_N 所需要应用的静态负载扭矩
- M_x/M_N 相对转矩因数
- ϕ_N 额定转矩下挠性联轴器的转矩偏移

同轴减速电机选型表

- 关键词缩写
- P 额定输出功率
- n_2 输出轴额定转速
- I 齿轮减速比
- M_2 额定扭矩
- f_B Bauer 使用系数
- F_{RN} 标准轴上最大许可径向力（代码 -1 和 -7）
- F_{RV} 标准实体轴时，加强型轴承最大许可径向力（代码 -1 和 -7）
- 使用选型表决定需要的减速电机类型，编码清楚的定义了齿轮类型（见第十章：尺寸图，同轴减速电机）。
- 标有“*”的扭矩是在使用系数 $f_B=1.0$ 下的最大许可扭矩。



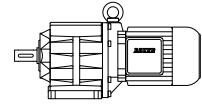
电机功率过载保护

电机功率，尤其是在连接 4 级和多级齿轮箱时，比其他情况复杂一些。因此，很大程度上与低功率电机相同，额定电流不是一个用于衡量齿轮负载的工具，不能用于保护齿轮免于过载危险。办法是提供一个保护性机构避免过载和堵转情况（如滑动离合，滑动毂，剪切销等作为代替）

BG 系列同轴减速电机

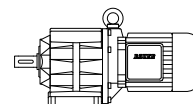
同轴减速电机 DSE - IE1 的选型表

P = 0.03 kW



50 Hz			i	Type	m	F _{RN}	F _{RV}	60 Hz		
n ₂	M ₂	f _B						n ₂	M ₂	f _B
1/min	Nm				kg	N	N	1/min	Nm	
540	0.53	7.5	2.51	BG04-../D04LA4	4.4	340	-	650	0.44	9.1
370	0.77	6.5	3.65	"	"	390	-	445	0.64	7.8
310	0.92	7.6	4.39	"	"	380	-	370	0.77	9.1
255	1.12	8.0	5.36	"	"	380	-	305	0.93	9.7
205	1.39	7.2	6.67	"	"	410	-	245	1.16	8.6
158	1.81	6.1	8.58	"	"	410	-	189	1.51	7.3
150	1.91	6.3	9.00	"	"	470	-	180	1.59	7.5
137	2.05	6.3	9.90	"	"	480	-	164	1.74	7.5
125	2.25	6.2	10.82	"	"	480	-	150	1.91	7.3
114	2.5	6.0	11.90	"	"	490	-	137	2.05	7.3
108	2.65	5.7	12.55	"	"	490	-	130	2.2	6.8
103	2.75	5.8	13.20	"	"	500	-	123	2.3	7.0
93	3.05	5.6	14.52	"	"	510	-	112	2.55	6.7
83	3.45	5.2	16.44	"	"	530	-	99	2.85	6.3
75	3.8	4.7	18.08	"	"	540	-	90	3.15	5.7
64	4.45	4.3	21.12	"	"	560	-	77	3.7	5.1
59	4.85	4.1	23.23	"	"	600	-	70	4.05	4.9
56	5.1	3.9	24.45	"	"	610	-	67	4.25	4.7
51	5.6	3.6	26.89	"	"	650	-	61	4.65	4.3
44	6.5	3.1	30.91	"	"	690	-	53	5.4	3.7
40	7.1	2.8	34.00	"	"	720	-	48	5.9	3.4
38.5	7.4	2.7	35.35	"	"	730	-	46	6.2	3.2
35	8.1	2.5	38.89	"	"	750	-	42	6.8	2.9
32	8.9	2.2	42.24	"	"	750	-	38.5	7.4	2.7
29.5	9.7	2.1	46.47	"	"	750	-	35	8.1	2.5
28.5	10	2.0	47.52	"	"	750	-	34.5	8.3	2.4
26	11	1.8	52.28	"	"	750	-	31	9.2	2.2
25	11.4	1.75	54.97	"	"	750	-	29.5	9.7	2.1
22.5	12.7	1.55	60.47	"	"	750	-	27	10.6	1.9
31	9.2	3.3	43.57	BG05-../D04LA4	5.1	900	-	37.5	7.6	3.9
29	9.8	3.1	47.00	"	"	930	-	34.5	8.3	3.6
26.5	10.8	2.8	51.27	"	"	970	-	32	8.9	3.4
25.5	11.2	2.7	53.44	"	"	980	-	30.5	9.3	3.2
23.5	12.1	2.5	58.30	"	"	1000	-	28	10.2	2.9
20.5	13.9	3.2	66.79	BG06-../D04LA4	6.1	1070	-	24.5	11.6	3.9
18	13.8	2.9	75.99	BG06G04-../D04LA4	8.4	1070	-	21.5	11.2	3.6
16.5	15	2.9	82.89	"	"	1070	-	20	12	3.6
15	16.5	2.7	93.00	"	"	1070	-	17.5	13.8	3.3
13.5	18.4	2.4	101.5	"	"	1070	-	16	15.1	3.0
11.5	21	2.1	122.0	"	"	1070	-	13.5	17.3	2.6
9.1	26	1.75	149.0	"	"	1070	-	11	21	2.1
7.3	33.5	1.35	185.4	"	"	1070	-	8.8	26.5	1.7
5.4	46	0.98	250.2	"	"	1070	-	6.5	37	1.2
5.0	50	0.9	275.2	"	"	1070	-	5.9	41	1.1
4.1	45*	1.0	330.8	"	"	1070	-	4.9	45	1.0
3.7	45*	1.0	367.0	"	"	1070	-	4.5	45	1.0
3.0	45*	1.0	457.0	"	"	1070	-	3.6	45	1.0
2.7	45*	1.0	502.6	"	"	1070	-	3.3	45	1.0
2.3	45*	1.0	587.1	"	"	1070	-	2.8	45	1.0
2.1	45*	1.0	645.8	"	"	1070	-	2.6	45	1.0
1.9	45*	1.0	747.5	"	"	1070	-	2.2	45	1.0
1.6	45*	1.0	859.3	"	"	1070	-	1.9	45	1.0
1.5	45*	1.0	945.2	"	"	1070	-	1.8	45	1.0
1.3	45*	1.0	1081	"	"	1070	-	1.5	45	1.0
1.2	45*	1.0	1174	"	"	1070	-	1.4	45	1.0
1.1	45*	1.0	1321	"	"	1070	-	1.3	45	1.0
0.9	45*	1.0	1528	"	"	1070	-	1.1	45	1.0
0.85	45*	1.0	1681	"	"	1070	-	1.0	45	1.0
0.7	45*	1.0	1948	"	"	1070	-	0.85	45	1.0
0.65	45*	1.0	2126	"	"	1070	-	0.8	45	1.0
0.6	45*	1.0	2435	"	"	1070	-	0.7	45	1.0

P = 0.03 kW

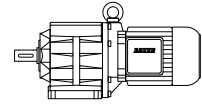


50 Hz			i	Type	m	F _{RN}	F _{RV}	60 Hz		
n ₂	M ₂	f _B						n ₂	M ₂	f _B
1/min	Nm				kg	N	N	1/min	Nm	
7.4	38.5	3.1	184.0	BG10Z-../D04LA4	11	2000	2800	8.9	32	3.8
7.0	40.5	3.0	194.6	"	"	2000	2800	8.4	34	3.5
6.3	45	2.7	215.7	"	"	2000	2800	7.6	37.5	3.2
5.7	50	2.4	240.4	"	"	2000	2800	6.8	42	2.9
5.1	56	2.1	266.3	"	"	2000	2800	6.1	46.5	2.6
4.9	58	2.1	276.0	"	"	2000	2800	5.9	48.5	2.5
4.5	63	1.9	305.8	"	"	2000	2800	5.3	54	2.2
3.6	49	2.7	379.6	BG10G06-../D04LA4	14	2000	2800	4.3	36	3.6
3.1	57	2.3	435.9	"	"	2000	2800	3.8	40	3.3
2.7	68	1.9	512.6	"	"	2000	2800	3.2	51	2.5
2.3	83	1.55	613.6	"	"	2000	2800	2.7	65	2.0
1.9	105	1.25	748.9	"	"	2000	2800	2.2	84	1.55
1.6	130	1.0	899.5	"	"	2000	2800	1.9	102	1.25
1.3	130*	1.0	1081	"	"	2000	2800	1.5	130	1.0
1.1	130*	1.0	1272	"	"	2000	2800	1.3	130	1.0
0.9	130*	1.0	1523	"	"	2000	2800	1.1	130	1.0
0.75	130*	1.0	1863	"	"	2000	2800	0.9	130	1.0
0.6	130*	1.0	2356	"	"	2000	2800	0.7	130	1.0
0.55	130*	1.0	2699	"	"	2000	2800	0.65	130	1.0
0.46	130*	1.0	2944	"	"	2000	2800	0.6	130	1.0
0.4	130*	1.0	3378	"	"	2000	2800	0.48	130	1.0
0.37	130*	1.0	3684	"	"	2000	2800	0.44	130	1.0
0.31	130*	1.0	4477	"	"	2000	2800	0.37	130	1.0
0.28	130*	1.0	4884	"	"	2000	2800	0.34	130	1.0
2.5	77	2.9	550.6	BG20G06-../D04LA4	17	5000	-	3.0	58	3.8
2.1	95	2.3	671.9	"	"	5000	-	2.5	73	3.0
1.7	125	1.75	807.1	"	"	5000	-	2.1	93	2.4
1.4	160	1.4	969.9	"	"	5000	-	1.7	123	1.8
1.2	188	1.15	1142	"	"	5000	-	1.5	141	1.55
1.0	230	0.96	1366	"	"	5000	-	1.2	186	1.2
0.85	220*	1.0	1672	"	"	5000	-	1.0	220	1.0
0.75	220*	1.0	1824	"	"	5000	-	0.9	220	1.0
0.65	220*	1.0	2114	"	"	5000	-	0.8	220	1.0
0.6	220*	1.0	2422	"	"	5000	-	0.7	220	1.0
0.55	220*	1.0	2642	"	"	5000	-	0.65	220	1.0
0.45	220*	1.0	3031	"	"	5000	-	0.55	220	1.0
0.41	220*	1.0	3306	"	"	5000	-	0.5	220	1.0
0.34	220*	1.0	4017	"	"	5000	-	0.41	220	1.0
0.31	220*	1.0	4383	"	"	5000	-	0.37	220	1.0
2.0	101	3.2	690.6	BG30G06-../D04LA4	21	6000	-	2.4	77	4.2
1.8	116	2.8	760.7	"	"	6000	-	2.2	87	3.7
1.7	124	2.6	829.5	"	"	6000	-	2.0	98	3.3
1.4	158	2.1	996.8	"	"	6000	-	1.7	122	2.7
1.3	173	1.9	1088	"	"	6000	-	1.5	143	2.3
1.1	205	1.6	1280	"	"	6000	-	1.3	166	1.95
1.0	230	1.4	1404	"	"	6000	-	1.2	184	1.75
0.8	295	1.1	1718	"	"	6000	-	0.95	240	1.35
0.75	320	1.0	1875	"	"	6000	-	0.9	255	1.25
0.65	325*	1.0	2173	"	"	6000	-	0.75	325	1.0
0.5	325*	1.0	2715	"	"	6000	-	0.6	325	1.0
0.44	325*	1.0	3115	"	"	6000	-	0.55	325	1.0
0.4	325*	1.0	3398	"	"	6000	-	0.48	325	1.0
0.35	325*	1.0	3867	"	"	6000	-	0.42	325	1.0
0.3	325*	1.0	4504	"	"	6000	-	0.36	325	1.0

BG 系列同轴减速电机

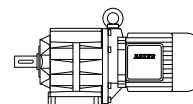
同轴减速电机 DSE - IE1 的选型表

P = 0.04 kW



50 Hz			i	Type	m	F _{RN}	F _{RV}	60 Hz		
n ₂	M ₂	f _B						n ₂	M ₂	f _B
1/min	Nm				kg	N	N	1/min	Nm	
540	0.7	5.7	2.51	BG04-../D04LA4	4.4	340	-	650	0.58	6.9
370	1.03	4.9	3.65	"	"	390	-	445	0.85	5.9
310	1.23	5.7	4.39	"	"	380	-	370	1.03	6.8
255	1.49	6.0	5.36	"	"	380	-	305	1.25	7.2
205	1.86	5.4	6.67	"	"	410	-	245	1.55	6.5
158	2.4	4.6	8.58	"	"	410	-	189	2.0	5.5
150	2.5	4.8	9.00	"	"	470	-	180	2.1	5.7
137	2.75	4.7	9.90	"	"	480	-	164	2.3	5.7
125	3.05	4.6	10.82	"	"	480	-	150	2.5	5.6
114	3.35	4.5	11.90	"	"	490	-	137	2.75	5.5
108	3.5	4.3	12.55	"	"	490	-	130	2.9	5.2
103	3.7	4.3	13.20	"	"	500	-	123	3.1	5.2
93	4.1	4.1	14.52	"	"	510	-	112	3.4	5.0
83	4.6	3.9	16.44	"	"	530	-	99	3.85	4.7
75	5.0	3.6	18.08	"	"	540	-	90	4.2	4.3
64	5.9	3.2	21.12	"	"	560	-	77	4.95	3.8
59	6.4	3.1	23.23	"	"	600	-	70	5.4	3.7
56	6.8	2.9	24.45	"	"	610	-	67	5.7	3.5
51	7.4	2.7	26.89	"	"	650	-	61	6.2	3.2
44	8.6	2.3	30.91	"	"	690	-	53	7.2	2.8
40	9.5	2.1	34.00	"	"	720	-	48	7.9	2.5
38.5	9.9	2.0	35.35	"	"	730	-	46	8.3	2.4
35	10.9	1.85	38.89	"	"	750	-	42	9.0	2.2
32	11.9	1.7	42.24	"	"	750	-	38.5	9.9	2.0
29.5	12.9	1.55	46.47	"	"	750	-	35	10.9	1.85
28.5	13.4	1.5	47.52	"	"	750	-	34.5	11	1.8
26	14.6	1.35	52.28	"	"	750	-	31	12.3	1.65
25	15.2	1.3	54.97	"	"	750	-	29.5	12.9	1.55
22.5	16.9	1.2	60.47	"	"	750	-	27	14.1	1.4
39	9.7	3.1	35.00	BG05-../D04LA4	5.1	810	-	46.5	8.2	3.7
35.5	10.7	2.8	38.18	"	"	850	-	42.5	8.9	3.4
34	11.2	2.7	39.94	"	"	860	-	41	9.3	3.2
31	12.3	2.4	43.57	"	"	900	-	37.5	10.1	3.0
29	13.1	2.3	47.00	"	"	930	-	34.5	11	2.7
26.5	14.4	2.1	51.27	"	"	970	-	32	11.9	2.5
25.5	14.9	2.0	53.44	"	"	980	-	30.5	12.5	2.4
23.5	16.2	1.85	58.30	"	"	1000	-	28	13.6	2.2
27	14.1	3.2	50.38	BG06-../D04LA4	6.1	940	-	32.5	11.7	3.8
26	14.6	3.1	52.56	"	"	950	-	31	12.3	3.7
24	15.9	2.8	57.34	"	"	1000	-	28.5	13.4	3.4
22.5	16.9	2.7	61.22	"	"	1020	-	26.5	14.4	3.1
20.5	18.6	2.4	66.79	"	"	1070	-	24.5	15.5	2.9
18	19.1	2.1	75.99	BG06G04-../D04LA4	8.4	1070	-	21.5	15.6	2.6
16.5	20.5	2.1	82.89	"	"	1070	-	20	16.8	2.6
15	22.5	2.0	93.00	"	"	1070	-	17.5	19.2	2.3
13.5	25.5	1.75	101.5	"	"	1070	-	16	21	2.1
11.5	29	1.55	122.0	"	"	1070	-	13.5	24	1.9
9.1	36.5	1.25	149.0	"	"	1070	-	11	29.5	1.55
7.3	46.5	0.97	185.4	"	"	1070	-	8.8	37.5	1.2
10.5	36	3.3	131.8	BG10Z-../D04LA4	11	2000	2800	12.5	30.5	3.9
9.3	41	2.9	146.0	"	"	2000	2800	11.5	33	3.6
8.2	46.5	2.6	166.0	"	"	2000	2800	9.8	38.5	3.1
7.4	51	2.4	184.0	"	"	2000	2800	8.9	42.5	2.8
7.0	54	2.2	194.6	"	"	2000	2800	8.4	45	2.7
6.3	60	2.0	215.7	"	"	2000	2800	7.6	50	2.4
5.7	67	1.8	240.4	"	"	2000	2800	6.8	56	2.1
5.1	74	1.6	266.3	"	"	2000	2800	6.1	62	1.95
4.9	77	1.55	276.0	"	"	2000	2800	5.9	64	1.9
4.5	84	1.45	305.8	"	"	2000	2800	5.3	72	1.65

P = 0.04 kW



50 Hz			i	Type	m	F _{RN}	F _{RV}	60 Hz		
n ₂ 1/min	M ₂ Nm	f _B						n ₂ 1/min	M ₂ Nm	f _B
4.1	60	2.2	332.0	BG10G06-../D04LA4	14	2000	2800	4.9	45.5	2.9
3.6	75	1.75	379.6	"	"	2000	2800	4.3	58	2.2
3.1	88	1.5	435.9	"	"	2000	2800	3.8	65	2.0
2.7	103	1.25	512.6	"	"	2000	2800	3.2	81	1.6
2.3	125	1.05	613.6	"	"	2000	2800	2.7	100	1.3
1.9	155	0.84	748.9	"	"	2000	2800	2.2	128	1.0
6.1	62	3.2	222.1	BG20Z-../D04LA4	13	5000	-	7.3	52	3.8
3.9	69	3.2	352.1	BG20G06-../D04LA4	17	5000	-	4.7	52	4.2
3.5	77	2.9	391.1	"	"	5000	-	4.2	59	3.7
3.0	93	2.4	460.0	"	"	5000	-	3.6	71	3.1
2.5	116	1.9	550.6	"	"	5000	-	3.0	90	2.4
2.1	141	1.55	671.9	"	"	5000	-	2.5	112	1.95
1.7	181	1.2	807.1	"	"	5000	-	2.1	138	1.6
1.4	225	0.98	969.9	"	"	5000	-	1.7	180	1.2
1.2	265	0.83	1142	"	"	5000	-	1.5	200	1.1
2.4	121	2.7	565.8	BG30G06-../D04LA4	21	6000	-	2.9	93	3.5
2.0	149	2.2	690.6	"	"	6000	-	2.4	117	2.8
1.8	169	1.9	760.7	"	"	6000	-	2.2	130	2.5
1.7	180	1.8	829.5	"	"	6000	-	2.0	146	2.2
1.4	225	1.45	996.8	"	"	6000	-	1.7	178	1.85
1.3	245	1.35	1088	"	"	6000	-	1.5	205	1.6
1.1	290	1.1	1280	"	"	6000	-	1.3	235	1.4
1.0	325	1.0	1404	"	"	6000	-	1.2	260	1.25

6

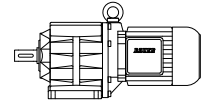
P = 0.06 kW

50 Hz			i	Type	m	F _{RN}	F _{RV}	60 Hz		
n ₂ 1/min	M ₂ Nm	f _B						n ₂ 1/min	M ₂ Nm	f _B
540	1.06	3.8	2.51	BG04-../D04LA4	4.4	340	-	650	0.88	4.5
370	1.54	3.2	3.65	"	"	390	-	445	1.28	3.9
310	1.84	3.8	4.39	"	"	380	-	370	1.54	4.5
255	2.2	4.1	5.36	"	"	380	-	305	1.87	4.8
205	2.75	3.6	6.67	"	"	410	-	245	2.3	4.3
158	3.6	3.1	8.58	"	"	410	-	189	3.0	3.7
150	3.8	3.2	9.00	"	"	470	-	180	3.15	3.8
137	4.15	3.1	9.90	"	"	480	-	164	3.45	3.8
125	4.55	3.1	10.82	"	"	480	-	150	3.8	3.7
114	5.0	3.0	11.90	"	"	490	-	137	4.15	3.6
108	5.3	2.8	12.55	"	"	490	-	130	4.4	3.4
103	5.5	2.9	13.20	"	"	500	-	123	4.65	3.4
93	6.1	2.8	14.52	"	"	510	-	112	5.1	3.3
83	6.9	2.6	16.44	"	"	530	-	99	5.7	3.2
75	7.6	2.4	18.08	"	"	540	-	90	6.3	2.9
64	8.9	2.1	21.12	"	"	560	-	77	7.4	2.6
59	9.7	2.1	23.23	"	"	600	-	70	8.1	2.5
56	10.2	1.95	24.45	"	"	610	-	67	8.5	2.4
51	11.2	1.8	26.89	"	"	650	-	61	9.3	2.2
44	13	1.55	30.91	"	"	690	-	53	10.8	1.85
40	14.3	1.4	34.00	"	"	720	-	48	11.9	1.7
38.5	14.8	1.35	35.35	"	"	730	-	46	12.4	1.6
35	16.3	1.25	38.89	"	"	750	-	42	13.6	1.45
32	17.9	1.1	42.24	"	"	750	-	38.5	14.8	1.35
29.5	19.4	1.05	46.47	"	"	750	-	35	16.3	1.25
28.5	20	1.0	47.52	"	"	750	-	34.5	16.6	1.2
26	22	0.91	52.28	"	"	750	-	31	18.4	1.1
25	22.5	0.89	54.97	"	"	750	-	29.5	19.4	1.05
22.5	25	0.8	60.47	"	"	750	-	27	21	0.95

BG 系列同轴减速电机

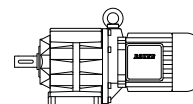
同轴减速电机 DSE - IE1 的选型表

P = 0.06 kW



50 Hz			i	Type	m	F _{RN}	F _{RV}	60 Hz		
n ₂	M ₂	f _B						n ₂	M ₂	f _B
1/min	Nm				kg	N	N	1/min	Nm	
72	7.9	3.3	18.82	BG05-../D04LA4	5.1	680	-	87	6.5	4.0
66	8.6	3.1	20.53	"	"	700	-	79	7.2	3.8
57	10	2.8	24.00	"	"	740	-	68	8.4	3.3
52	11	2.6	26.18	"	"	760	-	62	9.2	3.2
49	11.6	2.6	27.82	"	"	770	-	59	9.7	3.1
44.5	12.8	2.3	30.35	"	"	760	-	54	10.6	2.8
39	14.6	2.1	35.00	"	"	810	-	46.5	12.3	2.4
35.5	16.1	1.85	38.18	"	"	850	-	42.5	13.4	2.2
34	16.8	1.8	39.94	"	"	860	-	41	13.9	2.2
31	18.4	1.65	43.57	"	"	900	-	37.5	15.2	1.95
29	19.7	1.5	47.00	"	"	930	-	34.5	16.6	1.8
26.5	21.5	1.4	51.27	"	"	970	-	32	17.9	1.7
25.5	22	1.35	53.44	"	"	980	-	30.5	18.7	1.6
23.5	24	1.25	58.30	"	"	1000	-	28	20	1.5
42	13.6	3.3	32.22	BG06-../D04LA4	6.1	890	-	51	11.2	4.0
38.5	14.8	3.0	35.15	"	"	880	-	46.5	12.3	3.7
37	15.4	2.9	36.91	"	"	890	-	44	13	3.5
34	16.8	2.7	40.26	"	"	890	-	40.5	14.1	3.2
29.5	19.4	2.3	46.19	"	"	890	-	35.5	16.1	2.8
27	21	2.1	50.38	"	"	940	-	32.5	17.6	2.6
26	22	2.0	52.56	"	"	950	-	31	18.4	2.4
24	23.5	1.9	57.34	"	"	1000	-	28.5	20	2.3
22.5	25	1.8	61.22	"	"	1020	-	26.5	21.5	2.1
20.5	27.5	1.65	66.79	"	"	1070	-	24.5	23	1.95
18	29.5	1.35	75.99	BG06G04-../D04LA4	8.4	1070	-	21.5	24.5	1.65
16.5	32	1.35	82.89	"	"	1070	-	20	26	1.65
15	35.5	1.25	93.00	"	"	1070	-	17.5	30	1.5
13.5	39.5	1.15	101.5	"	"	1070	-	16	33	1.35
11.5	45.5	0.99	122.0	"	"	1070	-	13.5	38.5	1.15
15	38	3.2	92.19	BG10Z-../D06LA4	14	2000	2800	18	31.5	3.8
13.5	42	2.9	102.1	"	"	2000	2800	16	35.5	3.4
12.5	45.5	2.6	109.8	"	"	2000	2800	15	38	3.2
11.5	49.5	2.4	121.7	"	"	2000	2800	13.5	42	2.9
10.5	54	2.2	131.8	"	"	2000	2800	12.5	45.5	2.6
9.3	61	1.95	146.0	"	"	2000	2800	11.5	49.5	2.4
8.2	69	1.75	166.0	"	"	2000	2800	9.8	58	2.1
7.4	77	1.55	184.0	"	"	2000	2800	8.9	64	1.9
7.0	81	1.5	194.6	"	"	2000	2800	8.4	68	1.75
6.3	90	1.35	215.7	"	"	2000	2800	7.6	75	1.6
5.7	100	1.2	240.4	"	"	2000	2800	6.8	84	1.45
5.1	112	1.05	266.3	"	"	2000	2800	6.1	93	1.3
4.9	116	1.05	276.0	"	"	2000	2800	5.9	97	1.25
4.5	127	0.94	305.8	"	"	2000	2800	5.3	108	1.1
4.1	107	1.2	332.0	BG10G06-../D06LA4	18	2000	2800	4.9	84	1.55
3.6	128	1.0	379.6	"	"	2000	2800	4.3	102	1.25
3.1	149	0.87	435.9	"	"	2000	2800	3.8	115	1.15
8.4	68	2.9	162.2	BG20Z-../D06LA4	16	5000	-	10	57	3.5
7.5	76	2.6	180.1	"	"	5000	-	9.0	63	3.2
6.8	84	2.4	199.9	"	"	5000	-	8.2	69	2.9
6.1	93	2.2	222.1	"	"	5000	-	7.3	78	2.6
5.5	77	2.9	248.0	BG20G06-../D06LA4	20	5000	-	6.6	60	3.7
4.6	95	2.3	297.9	"	"	5000	-	5.5	75	2.9
3.9	118	1.85	352.1	"	"	5000	-	4.7	93	2.4
3.5	132	1.65	391.1	"	"	5000	-	4.2	104	2.1
3.0	156	1.4	460.0	"	"	5000	-	3.6	125	1.75
2.5	192	1.15	550.6	"	"	5000	-	3.0	154	1.45
2.1	230	0.96	671.9	"	"	5000	-	2.5	188	1.15
6.0	95	3.2	225.9	BG30Z-../D06LA4	22	6000	-	7.2	79	3.8
5.2	110	2.7	261.9	"	"	6000	-	6.2	92	3.3
4.7	121	2.5	290.5	"	"	6000	-	5.6	102	2.9

P = 0.06 kW



50 Hz			i	Type	m	F _{RN}	F _{RV}	60 Hz		
n ₂	M ₂	f _B						n ₂	M ₂	f _B
1/min	Nm				kg	N	N	1/min	Nm	
3.9	118	2.8	346.8	BG30G06-../D06LA4	25	6000	-	4.7	93	3.5
3.4	136	2.4	401.9	"	"	6000	-	4.1	107	3.0
2.9	162	2.0	472.8	"	"	6000	-	3.5	128	2.5
2.4	200	1.65	565.8	"	"	6000	-	2.9	159	2.0
2.0	240	1.35	690.6	"	"	6000	-	2.4	196	1.65
1.8	275	1.2	760.7	"	"	6000	-	2.2	215	1.5
1.7	290	1.1	829.5	"	"	6000	-	2.0	240	1.35
1.4	360	0.9	996.8	"	"	6000	-	1.7	290	1.1
1.3	390	0.83	1088	"	"	6000	-	1.5	330	0.98
2.2	147	3.2	640.0	BG40G10-../D06LA4	43	7000	-	2.6	107	4.3
1.9	176	2.6	710.9	"	"	7000	-	2.3	123	3.8
1.8	179	2.6	789.1	"	"	7000	-	2.1	133	3.5
1.4	255	1.8	965.2	"	"	7000	-	1.7	186	2.5
1.2	315	1.5	1225	"	"	7000	-	1.4	250	1.85
0.95	440	1.05	1459	"	"	7000	-	1.2	315	1.5
1.5	230	3.0	960.2	BG50G10-../D06LA4	51	10000	-	1.7	186	3.7
1.2	315	2.2	1219	"	"	10000	-	1.4	250	2.8
0.95	445	1.55	1452	"	"	10000	-	1.2	315	2.2
0.8	550	1.25	1729	"	"	10000	-	0.95	445	1.55
0.7	660	1.05	2076	"	"	10000	-	0.8	550	1.25
0.8	445	2.9	1741	BG60G20-../D06LA4	100	16000	-	0.95	330	3.9
0.75	490	2.7	1880	"	"	16000	-	0.9	365	3.6
0.65	610	2.1	2249	"	"	16000	-	0.75	490	2.7
0.48	920	1.4	2818	"	"	16000	-	0.6	680	1.9
0.42	1090	1.2	3234	"	"	16000	-	0.55	770	1.7
0.38	1230	1.05	3592	"	"	16000	-	0.46	970	1.35
0.49	930	2.7	2774	BG70G20-../D06LA4	130	20000	-	0.6	710	3.5
0.43	1090	2.3	3184	"	"	20000	-	0.55	800	3.1
0.35	1390	1.8	3925	"	"	20000	-	0.42	1120	2.2

6

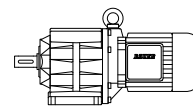
P = 0.09 kW

50 Hz			i	Type	m	F _{RN}	F _{RV}	60 Hz		
n ₂	M ₂	f _B						n ₂	M ₂	f _B
1/min	Nm				kg	N	N	1/min	Nm	
540	1.59	2.5	2.51	BG04-../D04LA4	4.4	340	-	650	1.32	3.0
370	2.3	2.2	3.65	"	"	390	-	445	1.93	2.6
310	2.75	2.5	4.39	"	"	380	-	370	2.3	3.0
255	3.35	2.7	5.36	"	"	380	-	305	2.8	3.2
205	4.15	2.4	6.67	"	"	410	-	245	3.5	2.9
158	5.4	2.0	8.58	"	"	410	-	189	4.5	2.4
150	5.7	2.1	9.00	"	"	470	-	180	4.75	2.5
137	6.2	2.1	9.90	"	"	480	-	164	5.2	2.5
125	6.8	2.1	10.82	"	"	480	-	150	5.7	2.5
114	7.5	2.0	11.90	"	"	490	-	137	6.2	2.4
108	7.9	1.9	12.55	"	"	490	-	130	6.6	2.3
103	8.3	1.95	13.20	"	"	500	-	123	6.9	2.3
93	9.2	1.85	14.52	"	"	510	-	112	7.6	2.2
83	10.3	1.75	16.44	"	"	530	-	99	8.6	2.1
75	11.4	1.6	18.08	"	"	540	-	90	9.5	1.9
64	13.4	1.4	21.12	"	"	560	-	77	11.1	1.7
59	14.5	1.4	23.23	"	"	600	-	70	12.2	1.65
56	15.3	1.3	24.45	"	"	610	-	67	12.8	1.55
51	16.8	1.2	26.89	"	"	650	-	61	14	1.45
44	19.5	1.05	30.91	"	"	690	-	53	16.2	1.25
40	21	0.95	34.00	"	"	720	-	48	17.9	1.1
38.5	22	0.91	35.35	"	"	730	-	46	18.6	1.1
35	24.5	0.82	38.89	"	"	750	-	42	20	1.0

BG 系列同轴减速电机

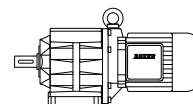
同轴减速电机 DSE - IE1 的选型表

P = 0.09 kW



50 Hz			i	Type	m	F _{RN}	F _{RV}	60 Hz		
n ₂	M ₂	f _B						n ₂	M ₂	f _B
1/min	Nm				kg	N	N	1/min	Nm	
128	6.7	3.0	10.59	BG05-../D04LA4	5.1	590	-	153	5.6	3.6
117	7.3	2.9	11.55	"	"	600	-	141	6.0	3.5
113	7.6	2.8	12.05	"	"	510	-	135	6.3	3.3
108	7.9	2.8	12.60	"	"	610	-	129	6.6	3.3
99	8.6	2.7	13.75	"	"	630	-	118	7.2	3.2
89	9.6	2.5	15.23	"	"	640	-	107	8.0	3.0
82	10.4	2.4	16.62	"	"	660	-	98	8.7	2.9
72	11.9	2.2	18.82	"	"	680	-	87	9.8	2.7
66	13	2.1	20.53	"	"	700	-	79	10.8	2.5
57	15	1.85	24.00	"	"	740	-	68	12.6	2.2
52	16.5	1.75	26.18	"	"	760	-	62	13.8	2.1
49	17.5	1.7	27.82	"	"	770	-	59	14.5	2.1
44.5	19.3	1.55	30.35	"	"	760	-	54	15.9	1.9
39	22	1.35	35.00	"	"	810	-	46.5	18.4	1.65
35.5	24	1.25	38.18	"	"	850	-	42.5	20	1.5
34	25	1.2	39.94	"	"	860	-	41	20.5	1.45
31	27.5	1.1	43.57	"	"	900	-	37.5	22.5	1.35
29	29.5	1.0	47.00	"	"	930	-	34.5	24.5	1.2
26.5	32	0.94	51.27	"	"	970	-	32	26.5	1.15
25.5	33.5	0.9	53.44	"	"	980	-	30.5	28	1.05
23.5	36.5	0.82	58.30	"	"	1000	-	28	30.5	0.98
65	13.2	3.0	20.82	BG06-../D04LA4	6.1	800	-	78	11	3.6
60	14.3	3.0	22.71	"	"	810	-	72	11.9	3.6
53	16.2	2.8	25.48	"	"	850	-	64	13.4	3.4
49	17.5	2.6	27.80	"	"	840	-	59	14.5	3.1
42	20	2.3	32.22	"	"	890	-	51	16.8	2.7
38.5	22	2.0	35.15	"	"	880	-	46.5	18.4	2.4
37	23	1.95	36.91	"	"	890	-	44	19.5	2.3
34	25	1.8	40.26	"	"	890	-	40.5	21	2.1
29.5	29	1.55	46.19	"	"	890	-	35.5	24	1.9
27	31.5	1.45	50.38	"	"	940	-	32.5	26	1.75
26	33	1.35	52.56	"	"	950	-	31	27.5	1.65
24	35.5	1.25	57.34	"	"	1000	-	28.5	30	1.5
22.5	38	1.2	61.22	"	"	1020	-	26.5	32	1.4
20.5	41.5	1.1	66.79	"	"	1070	-	24.5	35	1.3
18	45.5	0.88	75.99	BG06G04-../D04LA4	8.4	1070	-	21.5	37.5	1.05
16.5	49.5	0.87	82.89	"	"	1070	-	20	40.5	1.05
15	54	0.83	93.00	"	"	1070	-	17.5	46.5	0.97
23.5	36.5	3.3	57.48	BG10-../D06LA4	13	2000	2800	28.5	30	4.0
21.5	39.5	3.0	63.69	"	"	2000	2800	25.5	33.5	3.6
20.5	41.5	2.9	66.00	"	"	2000	2800	25	34	3.5
18.5	46	2.6	73.13	"	"	2000	2800	22.5	38	3.2
17.5	49	2.4	77.40	BG10Z-../D06LA4	14	2000	2800	21	40.5	3.0
16	53	2.3	85.76	"	"	2000	2800	19	45	2.7
15	57	2.1	92.19	"	"	2000	2800	18	47.5	2.5
13.5	63	1.9	102.1	"	"	2000	2800	16	53	2.3
12.5	68	1.75	109.8	"	"	2000	2800	15	57	2.1
11.5	74	1.6	121.7	"	"	2000	2800	13.5	63	1.9
10.5	81	1.5	131.8	"	"	2000	2800	12.5	68	1.75
9.3	92	1.3	146.0	"	"	2000	2800	11.5	74	1.6
8.2	104	1.15	166.0	"	"	2000	2800	9.8	87	1.4
7.4	116	1.05	184.0	"	"	2000	2800	8.9	96	1.25
7.0	122	0.98	194.6	"	"	2000	2800	8.4	102	1.2
6.3	136	0.88	215.7	"	"	2000	2800	7.6	113	1.05
5.7	150	0.8	240.4	"	"	2000	2800	6.8	126	0.95
4.9	146	0.89	276.4	BG10G06-../D06LA4	18	2000	2800	5.9	116	1.1
13	66	3.0	104.7	BG20Z-../D06LA4	16	5000	-	15.5	55	3.6
12	71	2.8	112.8	"	"	5000	-	14.5	59	3.4
11	78	2.6	125.3	"	"	5000	-	13	66	3.0
9.6	89	2.2	141.3	"	"	5000	-	11.5	74	2.7
8.4	102	1.95	162.2	"	"	5000	-	10	85	2.4
7.5	114	1.75	180.1	"	"	5000	-	9.0	95	2.1

P = 0.09 kW



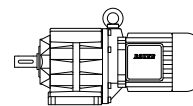
6

50 Hz			i	Type	m	F _{RN}	F _{RV}	60 Hz		
n ₂	M ₂	f _B						n ₂	M ₂	f _B
1/min	Nm				kg	N	N	1/min	Nm	
6.8	126	1.6	199.9	BG20Z-../D06LA4	"	5000	-	8.2	104	1.9
6.1	140	1.45	222.1	"	"	5000	-	7.3	117	1.7
5.5	130	1.7	248.0	BG20G06-../D06LA4	20	5000	-	6.6	103	2.1
4.6	157	1.4	297.9	"	"	5000	-	5.5	127	1.75
3.9	192	1.15	352.1	"	"	5000	-	4.7	154	1.45
3.5	210	1.05	391.1	"	"	5000	-	4.2	173	1.25
3.0	250	0.88	460.0	"	"	5000	-	3.6	200	1.1
9.5	90	3.3	142.5	BG30Z-../D06LA4	22	6000	-	11.5	74	4.1
9.0	95	3.2	151.5	"	"	6000	-	11	78	3.8
8.1	106	2.8	168.1	"	"	6000	-	9.7	88	3.4
7.4	116	2.6	182.9	"	"	6000	-	8.9	96	3.1
6.7	128	2.3	202.9	"	"	6000	-	8.0	107	2.8
6.0	143	2.1	225.9	"	"	6000	-	7.2	119	2.5
5.2	165	1.8	261.9	"	"	6000	-	6.2	138	2.2
4.7	182	1.65	290.5	"	"	6000	-	5.6	153	1.95
4.5	161	2.0	306.2	BG30G06-../D06LA4	25	6000	-	5.3	132	2.5
3.9	192	1.7	346.8	"	"	6000	-	4.7	154	2.1
3.4	220	1.5	401.9	"	"	6000	-	4.1	177	1.85
2.9	260	1.25	472.8	"	"	6000	-	3.5	210	1.55
2.4	320	1.0	565.8	"	"	6000	-	2.9	255	1.25
2.0	385	0.84	690.6	"	"	6000	-	2.4	315	1.05
6.1	140	3.0	221.9	BG40Z-../D06LA4	38	7000	-	7.4	116	3.7
5.5	156	2.7	246.5	"	"	7000	-	6.6	130	3.3
5.0	171	2.5	273.6	"	"	7000	-	6.0	143	3.0
3.1	170	2.7	448.8	BG40G10-../D06LA4	43	7000	-	3.7	125	3.7
2.6	210	2.2	534.2	"	"	7000	-	3.1	160	2.9
2.2	275	1.7	640.0	"	"	7000	-	2.6	215	2.2
1.9	325	1.45	710.9	"	"	7000	-	2.3	245	1.9
1.8	335	1.4	789.1	"	"	7000	-	2.1	270	1.7
1.4	460	1.0	965.2	"	"	7000	-	1.7	350	1.35
1.2	550	0.85	1225	"	"	7000	-	1.4	455	1.0
2.6	210	3.3	531.5	BG50G10-../D06LA4	51	10000	-	3.1	161	4.3
2.2	280	2.5	621.3	"	"	10000	-	2.7	205	3.4
2.0	300	2.3	708.3	"	"	10000	-	2.3	245	2.8
1.8	335	2.1	785.1	"	"	10000	-	2.1	270	2.6
1.5	420	1.65	960.2	"	"	10000	-	1.7	355	1.95
1.2	550	1.25	1219	"	"	10000	-	1.4	455	1.5
1.3	420	3.1	1051	BG60G20-../D06LA4	100	16000	-	1.6	295	4.4
1.2	465	2.8	1168	"	"	16000	-	1.4	365	3.6
1.1	510	2.5	1346	"	"	16000	-	1.3	395	3.3
0.95	630	2.1	1496	"	"	16000	-	1.1	510	2.5
0.8	800	1.65	1741	"	"	16000	-	0.95	630	2.1
0.75	870	1.5	1880	"	"	16000	-	0.9	680	1.9
0.65	1050	1.25	2249	"	"	16000	-	0.75	870	1.5
0.85	770	3.2	1666	BG70G20-../D06LA4	130	20000	-	1.0	620	4.0
0.7	980	2.6	1994	"	"	20000	-	0.85	770	3.2
0.65	1080	2.3	2215	"	"	20000	-	0.75	900	2.8
0.49	1510	1.65	2774	"	"	20000	-	0.6	1190	2.1
0.43	1750	1.45	3184	"	"	20000	-	0.55	1320	1.9
0.35	2200	1.15	3925	"	"	20000	-	0.42	1800	1.4

BG 系列同轴减速电机

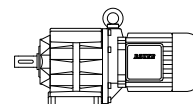
同轴减速电机 DSE - IE1 的选型表

P = 0.12 kW



50 Hz			i	Type	m	F _{RN}	F _{RV}	60 Hz		
n ₂	M ₂	f _B						n ₂	M ₂	f _B
1/min	Nm				kg	N	N	1/min	Nm	
540	2.1	1.9	2.51	BG04-../D04LA4	4.4	340	-	650	1.76	2.3
370	3.05	1.65	3.65	"	"	390	-	445	2.55	1.95
310	3.65	1.9	4.39	"	"	380	-	370	3.05	2.3
255	4.45	2.0	5.36	"	"	380	-	305	3.75	2.4
205	5.5	1.8	6.67	"	"	410	-	245	4.65	2.2
158	7.2	1.55	8.58	"	"	410	-	189	6.0	1.85
150	7.6	1.6	9.00	"	"	470	-	180	6.3	1.9
137	8.3	1.55	9.90	"	"	480	-	164	6.9	1.9
125	9.1	1.55	10.82	"	"	480	-	150	7.6	1.85
114	10	1.5	11.90	"	"	490	-	137	8.3	1.8
108	10.6	1.4	12.55	"	"	490	-	130	8.8	1.7
103	11.1	1.45	13.20	"	"	500	-	123	9.3	1.7
93	12.3	1.4	14.52	"	"	510	-	112	10.2	1.65
83	13.8	1.3	16.44	"	"	530	-	99	11.5	1.55
75	15.2	1.2	18.08	"	"	540	-	90	12.7	1.4
64	17.9	1.05	21.12	"	"	560	-	77	14.8	1.3
59	19.4	1.05	23.23	"	"	600	-	70	16.3	1.25
56	20	1.0	24.45	"	"	610	-	67	17.1	1.15
51	22	0.91	26.89	"	"	650	-	61	18.7	1.05
295	3.85	3.1	4.59	BG05-../D04LA4	5.1	490	-	355	3.2	3.8
250	4.55	3.1	5.46	"	"	490	-	300	3.8	3.7
205	5.5	2.9	6.60	"	"	510	-	250	4.55	3.5
174	6.5	2.8	7.80	"	"	530	-	210	5.4	3.3
166	6.9	2.6	8.15	"	"	510	-	199	5.7	3.2
159	7.2	2.6	8.51	"	"	550	-	191	6.0	3.2
128	8.9	2.2	10.59	"	"	590	-	153	7.4	2.7
117	9.7	2.2	11.55	"	"	600	-	141	8.1	2.6
113	10.1	2.1	12.05	"	"	510	-	135	8.4	2.5
108	10.6	2.1	12.60	"	"	610	-	129	8.8	2.5
99	11.5	2.0	13.75	"	"	630	-	118	9.7	2.4
89	12.8	1.9	15.23	"	"	640	-	107	10.7	2.2
82	13.9	1.8	16.62	"	"	660	-	98	11.6	2.2
72	15.9	1.65	18.82	"	"	680	-	87	13.1	2.0
66	17.3	1.55	20.53	"	"	700	-	79	14.5	1.85
57	20	1.4	24.00	"	"	740	-	68	16.8	1.65
52	22	1.3	26.18	"	"	760	-	62	18.4	1.6
49	23	1.3	27.82	"	"	770	-	59	19.4	1.55
44.5	25.5	1.2	30.35	"	"	760	-	54	21	1.45
39	29	1.05	35.00	"	"	810	-	46.5	24.5	1.2
35.5	32	0.94	38.18	"	"	850	-	42.5	26.5	1.15
34	33.5	0.9	39.94	"	"	860	-	41	27.5	1.1
31	36.5	0.82	43.57	"	"	900	-	37.5	30.5	0.98
110	10.4	3.2	12.30	BG06-../D04LA4	6.1	670	-	132	8.6	3.8
105	10.9	3.0	12.98	"	"	600	-	125	9.1	3.6
92	12.4	2.7	14.78	"	"	730	-	110	10.4	3.3
84	13.6	2.6	16.13	"	"	740	-	101	11.3	3.1
78	14.6	2.6	17.40	"	"	760	-	94	12.1	3.1
72	15.9	2.5	18.98	"	"	770	-	86	13.3	3.0
65	17.6	2.3	20.82	"	"	800	-	78	14.6	2.7
60	19.1	2.3	22.71	"	"	810	-	72	15.9	2.7
53	21.5	2.1	25.48	"	"	850	-	64	17.9	2.5
49	23	1.95	27.80	"	"	840	-	59	19.4	2.3
42	27	1.65	32.22	"	"	890	-	51	22	2.0
38.5	29.5	1.55	35.15	"	"	880	-	46.5	24.5	1.85
37	30.5	1.5	36.91	"	"	890	-	44	26	1.75
34	33.5	1.35	40.26	"	"	890	-	40.5	28	1.6
29.5	38.5	1.15	46.19	"	"	890	-	35.5	32	1.4
27	42	1.05	50.38	"	"	940	-	32.5	35	1.3
26	44	1.0	52.56	"	"	950	-	31	36.5	1.25
24	47.5	0.95	57.34	"	"	1000	-	28.5	40	1.15
22.5	50	0.9	61.22	"	"	1020	-	26.5	43	1.05
20.5	55	0.82	66.79	"	"	1070	-	24.5	46.5	0.97

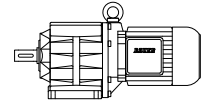
P = 0.12 kW



6

50 Hz			i	Type	m	F _{RN}	F _{RV}	60 Hz		
n ₂	M ₂	f _B						n ₂	M ₂	f _B
1/min	Nm				kg	N	N	1/min	Nm	
31	36.5	3.3	43.99	BG10-../D06LA4	13	1880	2600	37	30.5	3.9
29.5	38.5	3.1	46.55	"	"	1920	2650	35	32.5	3.7
26.5	43	2.8	51.57	"	"	2000	2800	31.5	36	3.3
23.5	48.5	2.5	57.48	"	"	2000	2800	28.5	40	3.0
21.5	53	2.3	63.69	"	"	2000	2800	25.5	44.5	2.7
20.5	55	2.2	66.00	"	"	2000	2800	25	45.5	2.6
18.5	61	1.95	73.13	"	"	2000	2800	22.5	50	2.4
17.5	65	1.85	77.40	BG10Z-../D06LA4	14	2000	2800	21	54	2.2
16	71	1.7	85.76	"	"	2000	2800	19	60	2.0
15	76	1.6	92.19	"	"	2000	2800	18	63	1.9
13.5	84	1.45	102.1	"	"	2000	2800	16	71	1.7
12.5	91	1.3	109.8	"	"	2000	2800	15	76	1.6
11.5	99	1.2	121.7	"	"	2000	2800	13.5	84	1.45
10.5	109	1.1	131.8	"	"	2000	2800	12.5	91	1.3
9.3	123	0.98	146.0	"	"	2000	2800	11.5	99	1.2
8.2	139	0.86	166.0	"	"	2000	2800	9.8	116	1.05
7.0	143	0.91	194.9	BG10G06-../D06LA4	18	2000	2800	8.4	115	1.15
17.5	65	3.1	78.60	BG20Z-../D06LA4	16	5000	-	21	54	3.7
15.5	73	2.7	87.30	"	"	5000	-	19	60	3.3
14.5	79	2.5	94.27	"	"	5000	-	17.5	65	3.1
13	88	2.3	104.7	"	"	5000	-	15.5	73	2.7
12	95	2.1	112.8	"	"	5000	-	14.5	79	2.5
11	104	1.9	125.3	"	"	5000	-	13	88	2.3
9.6	119	1.7	141.3	"	"	5000	-	11.5	99	2.0
8.4	136	1.45	162.2	"	"	5000	-	10	114	1.75
7.5	152	1.3	180.1	"	"	5000	-	9.0	127	1.55
6.8	168	1.2	199.9	"	"	5000	-	8.2	139	1.45
6.1	187	1.05	222.1	"	"	5000	-	7.3	156	1.3
5.5	182	1.2	248.0	BG20G06-../D06LA4	20	5000	-	6.6	147	1.5
4.6	220	1.0	297.9	"	"	5000	-	5.5	179	1.25
3.9	265	0.83	352.1	"	"	5000	-	4.7	215	1.0
12.5	91	3.3	109.6	BG30Z-../D06LA4	22	6000	-	15	76	3.9
11.5	99	3.0	121.6	"	"	6000	-	13.5	84	3.6
11	104	2.9	128.5	"	"	6000	-	13	88	3.4
9.5	120	2.5	142.5	"	"	6000	-	11.5	99	3.0
9.0	127	2.4	151.5	"	"	6000	-	11	104	2.9
8.1	141	2.1	168.1	"	"	6000	-	9.7	118	2.5
7.4	154	1.95	182.9	"	"	6000	-	8.9	128	2.3
6.7	171	1.75	202.9	"	"	6000	-	8.0	143	2.1
6.0	191	1.55	225.9	"	"	6000	-	7.2	159	1.9
5.2	220	1.35	261.9	"	"	6000	-	6.2	184	1.65
4.7	240	1.25	290.5	"	"	6000	-	5.6	200	1.5
4.5	220	1.5	306.2	BG30G06-../D06LA4	25	6000	-	5.3	186	1.75
3.9	265	1.25	346.8	"	"	6000	-	4.7	215	1.5
3.4	300	1.1	401.9	"	"	6000	-	4.1	245	1.35
2.9	360	0.9	472.8	"	"	6000	-	3.5	290	1.1
8.7	131	3.2	156.9	BG40Z-../D06LA4	38	7000	-	10.5	109	3.9
8.2	139	3.1	166.1	"	"	7000	-	9.8	116	3.7
7.4	154	2.8	184.4	"	"	7000	-	8.8	130	3.3
6.8	168	2.5	199.9	"	"	7000	-	8.2	139	3.1
6.1	187	2.3	221.9	"	"	7000	-	7.4	154	2.8
5.5	205	2.1	246.5	"	"	7000	-	6.6	173	2.5
5.0	225	1.9	273.6	"	"	7000	-	6.0	191	2.2
4.7	153	3.0	288.6	BG40G10-../D06LA4	43	7000	-	5.7	111	4.2
3.9	194	2.4	353.5	"	"	7000	-	4.6	149	3.1
3.1	260	1.8	448.8	"	"	7000	-	3.7	200	2.3
2.6	320	1.45	534.2	"	"	7000	-	3.1	250	1.85
2.2	405	1.15	640.0	"	"	7000	-	2.6	325	1.45
1.9	475	0.98	710.9	"	"	7000	-	2.3	370	1.25
1.8	495	0.94	789.1	"	"	7000	-	2.1	405	1.15

P = 0.12 kW

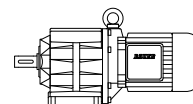


50 Hz			i	Type	m	F _{RN}	F _{RV}	60 Hz		
n ₂	M ₂	f _B						n ₂	M ₂	f _B
1/min	Nm				kg	N	N	1/min	Nm	
6.0	191	3.3	226.9	BG50Z-../D06LA4	47	10000	-	7.2	159	4.0
5.3	215	2.9	258.6	"	"	10000	-	6.3	181	3.5
4.8	235	2.7	286.7	"	"	10000	-	5.7	200	3.2
3.1	260	2.7	446.5	BG50G10-../D06LA4	51	10000	-	3.7	200	3.5
2.6	320	2.2	531.5	"	"	10000	-	3.1	250	2.8
2.2	410	1.7	621.3	"	"	10000	-	2.7	310	2.2
2.0	445	1.55	708.3	"	"	10000	-	2.3	370	1.85
1.8	495	1.4	785.1	"	"	10000	-	2.1	405	1.7
1.5	610	1.15	960.2	"	"	10000	-	1.7	520	1.35
1.2	790	0.87	1219	"	"	10000	-	1.4	660	1.05
1.7	470	2.8	804.5	BG60G20-../D06LA4	100	16000	-	2.1	340	3.8
1.6	490	2.7	891.5	"	"	16000	-	1.9	375	3.5
1.3	640	2.0	1051	"	"	16000	-	1.6	475	2.7
1.2	700	1.85	1168	"	"	16000	-	1.4	570	2.3
1.1	770	1.7	1346	"	"	16000	-	1.3	610	2.1
0.95	930	1.4	1496	"	"	16000	-	1.1	770	1.7
0.8	1160	1.1	1741	"	"	16000	-	0.95	930	1.4
0.75	1250	1.05	1880	"	"	16000	-	0.9	1000	1.3
1.0	900	2.8	1389	BG70G20-../D06LA4	130	20000	-	1.2	710	3.5
0.9	1030	2.4	1543	"	"	20000	-	1.1	800	3.1
0.85	1100	2.3	1666	"	"	20000	-	1.0	900	2.8
0.7	1390	1.8	1994	"	"	20000	-	0.85	1100	2.3
0.65	1520	1.65	2215	"	"	20000	-	0.75	1280	1.95
0.49	2050	1.2	2774	"	"	20000	-	0.6	1670	1.5
0.43	2400	1.05	3184	"	"	20000	-	0.55	1840	1.35

P = 0.18 kW

50 Hz			i	Type	m	F _{RN}	F _{RV}	60 Hz		
n ₂	M ₂	f _B						n ₂	M ₂	f _B
1/min	Nm				kg	N	N	1/min	Nm	
520	3.3	2.7	2.64	BG05-../D05LA4	7.0	420	-	620	2.75	3.3
400	4.25	2.4	3.38	"	"	460	-	480	3.55	2.8
295	5.8	2.1	4.59	"	"	490	-	355	4.8	2.5
250	6.8	2.1	5.46	"	"	490	-	300	5.7	2.5
205	8.3	1.95	6.60	"	"	510	-	250	6.8	2.4
174	9.8	1.85	7.80	"	"	530	-	210	8.1	2.2
166	10.3	1.75	8.15	"	"	510	-	199	8.6	2.1
159	10.8	1.75	8.51	"	"	550	-	191	9.0	2.1
128	13.4	1.5	10.59	"	"	590	-	153	11.2	1.8
117	14.6	1.45	11.55	"	"	600	-	141	12.1	1.75
113	15.2	1.4	12.05	"	"	510	-	135	12.7	1.65
108	15.9	1.4	12.60	"	"	610	-	129	13.3	1.65
99	17.3	1.35	13.75	"	"	630	-	118	14.5	1.6
89	19.3	1.25	15.23	"	"	640	-	107	16	1.5
82	20.5	1.2	16.62	"	"	660	-	98	17.5	1.45
72	23.5	1.1	18.82	"	"	680	-	87	19.7	1.3
66	26	1.05	20.53	"	"	700	-	79	21.5	1.25
57	30	0.93	24.00	"	"	740	-	68	25	1.1
52	33	0.88	26.18	"	"	760	-	62	27.5	1.05
49	35	0.86	27.82	"	"	770	-	59	29	1.05
230	7.4	3.2	5.96	BG06-../D05LA4	8.0	570	-	275	6.2	3.9
193	8.9	2.9	7.01	"	"	580	-	235	7.3	3.6
161	10.6	2.6	8.39	"	"	600	-	194	8.8	3.2
144	11.9	2.5	9.38	"	"	640	-	173	9.9	3.0
132	13	2.4	10.24	"	"	640	-	159	10.8	2.9
120	14.3	2.2	11.28	"	"	670	-	144	11.9	2.7
110	15.6	2.1	12.30	"	"	670	-	132	13	2.5
105	16.3	2.0	12.98	"	"	600	-	125	13.7	2.4
92	18.6	1.85	14.78	"	"	730	-	110	15.6	2.2
84	20	1.75	16.13	"	"	740	-	101	17	2.1

P = 0.18 kW



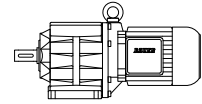
6

50 Hz			i	Type	m kg	F _{RN} N	F _{RV} N	60 Hz		
n ₂ 1/min	M ₂ Nm	f _B						n ₂ 1/min	M ₂ Nm	f _B
78	22	1.75	17.40	BG06-../D05LA4	"	760	-	94	18.2	2.1
72	23.5	1.7	18.98	"	"	770	-	86	19.9	2.0
65	26	1.55	20.82	"	"	800	-	78	22	1.8
60	28.5	1.5	22.71	"	"	810	-	72	23.5	1.85
53	32	1.4	25.48	"	"	850	-	64	26.5	1.7
49	35	1.3	27.80	"	"	840	-	59	29	1.55
42	40.5	1.1	32.22	"	"	890	-	51	33.5	1.35
38.5	44.5	1.0	35.15	"	"	880	-	46.5	36.5	1.25
37	46	0.98	36.91	"	"	890	-	44	39	1.15
34	50	0.9	40.26	"	"	890	-	40.5	42	1.05
46.5	36.5	3.3	29.09	BG10-../D06LA4	13	1540	2150	56	30.5	3.9
43	39.5	3.0	31.52	"	"	1600	2200	52	33	3.6
39	44	2.7	34.92	"	"	1690	2350	46.5	36.5	3.3
34.5	49.5	2.4	39.70	"	"	1780	2450	41	41.5	2.9
31	55	2.2	43.99	"	"	1880	2600	37	46	2.6
29.5	58	2.1	46.55	"	"	1920	2650	35	49	2.4
26.5	64	1.9	51.57	"	"	2000	2800	31.5	54	2.2
23.5	73	1.65	57.48	"	"	2000	2800	28.5	60	2.0
21.5	79	1.5	63.69	"	"	2000	2800	25.5	67	1.8
20.5	83	1.45	66.00	"	"	2000	2800	25	68	1.75
18.5	92	1.3	73.13	"	"	2000	2800	22.5	76	1.6
17.5	98	1.2	77.40	BG10Z-../D06LA4	14	2000	2800	21	81	1.5
16	107	1.1	85.76	"	"	2000	2800	19	90	1.35
15	114	1.05	92.19	"	"	2000	2800	18	95	1.25
13.5	127	0.94	102.1	"	"	2000	2800	16	107	1.1
12.5	137	0.88	109.8	"	"	2000	2800	15	114	1.05
11.5	149	0.81	121.7	"	"	2000	2800	13.5	127	0.94
36	47.5	3.2	37.90	BG15-../D06LA4	13	3000	6000	43	39.5	3.8
28.5	60	3.3	47.92	BG20-../D06LA4	16	4750	-	34	50	4.0
25.5	67	3.0	53.22	"	"	4950	-	30.5	56	3.6
23	74	2.7	59.07	"	"	5000	-	27.5	62	3.2
21	81	2.5	65.62	"	"	5000	-	25	68	2.9
20	85	2.4	67.53	BG20Z-../D06LA4	16	5000	-	24	71	2.8
17.5	98	2.0	78.60	"	"	5000	-	21	81	2.5
15.5	110	1.8	87.30	"	"	5000	-	19	90	2.2
14.5	118	1.7	94.27	"	"	5000	-	17.5	98	2.0
13	132	1.5	104.7	"	"	5000	-	15.5	110	1.8
12	143	1.4	112.8	"	"	5000	-	14.5	118	1.7
11	156	1.3	125.3	"	"	5000	-	13	132	1.5
9.6	179	1.1	141.3	"	"	5000	-	11.5	149	1.35
8.4	200	1.0	162.2	"	"	5000	-	10	171	1.15
7.5	225	0.89	180.1	"	"	5000	-	9.0	191	1.05
6.8	250	0.8	199.9	"	"	5000	-	8.2	205	0.98
21	81	3.3	65.79	BG30Z-../D06LA4	22	6000	-	25	68	3.9
18.5	92	3.3	73.51	"	"	6000	-	22.5	76	3.9
17	101	3.0	81.55	"	"	6000	-	20	85	3.5
16	107	2.8	86.13	"	"	6000	-	19	90	3.3
14.5	118	2.5	95.55	"	"	6000	-	17	101	3.0
12.5	137	2.2	109.6	"	"	6000	-	15	114	2.6
11.5	149	2.0	121.6	"	"	6000	-	13.5	127	2.4
11	156	1.9	128.5	"	"	6000	-	13	132	2.3
9.5	180	1.65	142.5	"	"	6000	-	11.5	149	2.0
9.0	191	1.55	151.5	"	"	6000	-	11	156	1.9
8.1	210	1.45	168.1	"	"	6000	-	9.7	177	1.7
7.4	230	1.3	182.9	"	"	6000	-	8.9	193	1.55
6.7	255	1.2	202.9	"	"	6000	-	8.0	210	1.45
6.0	285	1.05	225.9	"	"	6000	-	7.2	235	1.3
5.2	330	0.91	261.9	"	"	6000	-	6.2	275	1.1
4.7	365	0.82	290.5	"	"	6000	-	5.6	305	0.98
4.5	350	0.93	306.2	BG30G06-../D06LA4	25	6000	-	5.3	290	1.1

BG 系列同轴减速电机

同轴减速电机 DSE - IE1 的选型表

P = 0.18 kW

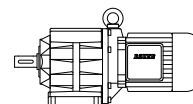


50 Hz			i	Type	m	F _{RN}	F _{RV}	60 Hz		
n ₂ 1/min	M ₂ Nm	f _B						n ₂ 1/min	M ₂ Nm	f _B
13	132	3.2	107.5	BG40Z-../D06LA4	38	7000	-	15.5	110	3.9
11.5	149	2.9	121.3	"	"	7000	-	13.5	127	3.3
10.5	163	2.6	134.6	"	"	7000	-	12.5	137	3.1
9.6	179	2.4	141.4	"	"	7000	-	11.5	149	2.9
8.7	197	2.2	156.9	"	"	7000	-	10.5	163	2.6
8.2	205	2.1	166.1	"	"	7000	-	9.8	175	2.4
7.4	230	1.85	184.4	"	"	7000	-	8.8	195	2.2
6.8	250	1.7	199.9	"	"	7000	-	8.2	205	2.1
6.1	280	1.5	221.9	"	"	7000	-	7.4	230	1.85
5.5	310	1.35	246.5	"	"	7000	-	6.6	260	1.65
5.0	340	1.25	273.6	"	"	7000	-	6.0	285	1.5
4.7	275	1.7	288.6	BG40G10-../D06LA4	43	7000	-	5.7	210	2.2
3.9	340	1.35	353.5	"	"	7000	-	4.6	270	1.7
3.1	445	1.05	448.8	"	"	7000	-	3.7	355	1.3
2.6	540	0.86	534.2	"	"	7000	-	3.1	435	1.05
8.2	205	3.1	164.9	BG50Z-../D06LA4	47	10000	-	9.9	173	3.6
7.4	230	2.7	182.8	"	"	10000	-	8.9	193	3.3
6.6	260	2.4	204.7	"	"	10000	-	8.0	210	3.0
6.0	285	2.2	226.9	"	"	10000	-	7.2	235	2.7
5.3	320	1.95	258.6	"	"	10000	-	6.3	270	2.3
4.8	355	1.75	286.7	"	"	10000	-	5.7	300	2.1
3.9	340	2.0	351.7	BG50G10-../D06LA4	51	10000	-	4.7	265	2.6
3.1	445	1.55	446.5	"	"	10000	-	3.7	355	1.95
2.6	540	1.3	531.5	"	"	10000	-	3.1	435	1.6
2.2	670	1.05	621.3	"	"	10000	-	2.7	520	1.35
2.0	730	0.95	708.3	"	"	10000	-	2.3	620	1.1
1.8	810	0.85	785.1	"	"	10000	-	2.1	680	1.0
2.7	485	2.7	504.9	BG60G20-../D06LA4	100	16000	-	3.3	370	3.5
2.5	520	2.5	559.5	"	"	16000	-	2.9	425	3.1
2.1	650	2.0	651.3	"	"	16000	-	2.5	520	2.5
1.7	800	1.65	804.5	"	"	16000	-	2.1	610	2.1
1.6	840	1.55	891.5	"	"	16000	-	1.9	670	1.95
1.3	1080	1.2	1051	"	"	16000	-	1.6	830	1.55
1.2	1180	1.1	1168	"	"	16000	-	1.4	980	1.35
1.1	1290	1.0	1346	"	"	16000	-	1.3	1050	1.25
1.8	750	3.3	790.2	BG70G20-../D06LA4	130	20000	-	2.1	610	4.1
1.6	860	2.9	877.6	"	"	20000	-	1.9	690	3.6
1.4	1000	2.5	1035	"	"	20000	-	1.6	850	2.9
1.2	1190	2.1	1193	"	"	20000	-	1.4	990	2.5
1.0	1470	1.7	1389	"	"	20000	-	1.2	1190	2.1
0.9	1670	1.5	1543	"	"	20000	-	1.1	1320	1.9
0.85	1780	1.4	1666	"	"	20000	-	1.0	1470	1.7
0.7	2200	1.15	1994	"	"	20000	-	0.85	1780	1.4
0.65	2400	1.05	2215	"	"	20000	-	0.75	2050	1.2

P = 0.25 kW

50 Hz			i	Type	m	F _{RN}	F _{RV}	60 Hz		
n ₂ 1/min	M ₂ Nm	f _B						n ₂ 1/min	M ₂ Nm	f _B
520	4.55	2.0	2.64	BG05-../D05LA4	7.0	420	-	620	3.85	2.3
400	5.9	1.7	3.38	"	"	460	-	480	4.95	2.0
295	8.0	1.5	4.59	"	"	490	-	355	6.7	1.8
250	9.5	1.45	5.46	"	"	490	-	300	7.9	1.75
205	11.6	1.4	6.60	"	"	510	-	250	9.5	1.7
174	13.7	1.3	7.80	"	"	530	-	210	11.3	1.6
166	14.3	1.25	8.15	"	"	510	-	199	11.9	1.5
159	15	1.25	8.51	"	"	550	-	191	12.5	1.5
128	18.6	1.1	10.59	"	"	590	-	153	15.6	1.3
117	20	1.05	11.55	"	"	600	-	141	16.9	1.25

P = 0.25 kW

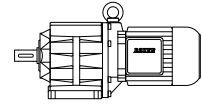


50 Hz			i	Type	m	F _{RN}	F _{RV}	60 Hz		
n ₂	M ₂	f _B						n ₂	M ₂	f _B
1/min	Nm				kg	N	N	1/min	Nm	
113	21	1.0	12.05	BG05-../D05LA4	"	510	-	135	17.6	1.2
108	22	1.0	12.60	"	"	610	-	129	18.5	1.2
99	24	0.96	13.75	"	"	630	-	118	20	1.15
89	26.5	0.91	15.23	"	"	640	-	107	22	1.1
82	29	0.86	16.62	"	"	660	-	98	24	1.05
360	6.6	3.0	3.78	BG06-../D05LA4	8.0	520	-	430	5.5	3.6
300	7.9	2.8	4.54	"	"	530	-	360	6.6	3.3
230	10.3	2.3	5.96	"	"	570	-	275	8.6	2.8
193	12.3	2.1	7.01	"	"	580	-	235	10.1	2.6
161	14.8	1.9	8.39	"	"	600	-	194	12.3	2.3
144	16.5	1.8	9.38	"	"	640	-	173	13.8	2.2
132	18	1.7	10.24	"	"	640	-	159	15	2.1
120	19.8	1.6	11.28	"	"	670	-	144	16.5	1.95
110	21.5	1.55	12.30	"	"	670	-	132	18	1.85
105	22.5	1.45	12.98	"	"	600	-	125	19.1	1.75
92	25.5	1.35	14.78	"	"	730	-	110	21.5	1.6
84	28	1.25	16.13	"	"	740	-	101	23.5	1.5
78	30.5	1.25	17.40	"	"	760	-	94	25	1.5
72	33	1.2	18.98	"	"	770	-	86	27.5	1.45
65	36.5	1.1	20.82	"	"	800	-	78	30.5	1.3
60	39.5	1.1	22.71	"	"	810	-	72	33	1.3
53	45	1.0	25.48	"	"	850	-	64	37	1.2
49	48.5	0.93	27.80	"	"	840	-	59	40	1.15
42	56	0.8	32.22	"	"	890	-	51	46.5	0.97
66	36	3.3	20.51	BG10-../D06LA4	13	1290	1800	79	30	4.0
62	38.5	3.1	22.04	"	"	1330	1860	74	32	3.8
56	42.5	2.8	24.42	"	"	1410	1970	67	35.5	3.4
52	45.5	2.6	26.26	"	"	1460	2000	62	38.5	3.1
46.5	51	2.4	29.09	"	"	1540	2150	56	42.5	2.8
43	55	2.2	31.52	"	"	1600	2200	52	45.5	2.6
39	61	1.95	34.92	"	"	1690	2350	46.5	51	2.4
34.5	69	1.75	39.70	"	"	1780	2450	41	58	2.1
31	77	1.55	43.99	"	"	1880	2600	37	64	1.9
29.5	80	1.5	46.55	"	"	1920	2650	35	68	1.75
26.5	90	1.35	51.57	"	"	2000	2800	31.5	75	1.6
23.5	101	1.2	57.48	"	"	2000	2800	28.5	83	1.45
21.5	111	1.1	63.69	"	"	2000	2800	25.5	93	1.3
20.5	116	1.05	66.00	"	"	2000	2800	25	95	1.25
18.5	129	0.93	73.13	"	"	2000	2800	22.5	106	1.15
17.5	136	0.88	77.40	BG10Z-../D06LA4	14	2000	2800	21	113	1.05
16	149	0.81	85.76	"	"	2000	2800	19	125	0.96
50	47.5	3.2	27.08	BG15-../D06LA4	13	3000	6000	60	39.5	3.8
45	53	2.8	30.08	"	"	3000	6000	54	44	3.4
39.5	60	2.5	34.20	"	"	3000	6000	47.5	50	3.0
36	66	2.3	37.90	"	"	3000	6000	43	55	2.7
36.5	65	3.1	37.02	BG20-../D06LA4	16	4300	-	44	54	3.7
32.5	73	2.7	41.76	"	"	4500	-	39	61	3.3
29.5	80	2.5	46.38	"	"	4700	-	35	68	2.9
28.5	83	2.4	47.92	"	"	4750	-	34	70	2.9
25.5	93	2.2	53.22	"	"	4950	-	30.5	78	2.6
23	103	1.95	59.07	"	"	5000	-	27.5	86	2.3
21	113	1.75	65.62	"	"	5000	-	25	95	2.1
20	119	1.7	67.53	BG20Z-../D06LA4	16	5000	-	24	99	2.0
17.5	136	1.45	78.60	"	"	5000	-	21	113	1.75
15.5	154	1.3	87.30	"	"	5000	-	19	125	1.6
14.5	164	1.2	94.27	"	"	5000	-	17.5	136	1.45
13	183	1.1	104.7	"	"	5000	-	15.5	154	1.3
12	198	1.0	112.8	"	"	5000	-	14.5	164	1.2
11	215	0.93	125.3	"	"	5000	-	13	183	1.1
9.6	245	0.82	141.3	"	"	5000	-	11.5	205	0.98

BG 系列同轴减速电机

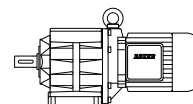
同轴减速电机 DSE - IE1 的选型表

P = 0.25 kW



50 Hz			i	Type	m	F _{RN}	F _{RV}	60 Hz		
n ₂	M ₂	f _B						n ₂	M ₂	f _B
1/min	Nm				kg	N	N	1/min	Nm	
26	91	3.3	52.44	BG30-../D06LA4	20	6000	-	31	77	3.9
23.5	101	3.0	58.18	"	"	6000	-	28	85	3.5
22.5	106	2.8	60.79	"	"	6000	-	27	88	3.4
20.5	116	2.6	67.44	"	"	6000	-	24.5	97	3.1
18.5	129	2.3	73.51	BG30Z-../D06LA4	22	6000	-	22.5	106	2.8
17	140	2.1	81.55	"	"	6000	-	20	119	2.5
16	149	2.0	86.13	"	"	6000	-	19	125	2.4
14.5	164	1.85	95.55	"	"	6000	-	17	140	2.1
12.5	191	1.55	109.6	"	"	6000	-	15	159	1.9
11.5	205	1.45	121.6	"	"	6000	-	13.5	176	1.7
11	215	1.4	128.5	"	"	6000	-	13	183	1.65
9.5	250	1.2	142.5	"	"	6000	-	11.5	205	1.45
9.0	265	1.15	151.5	"	"	6000	-	11	215	1.4
8.1	290	1.05	168.1	"	"	6000	-	9.7	245	1.2
7.4	320	0.94	182.9	"	"	6000	-	8.9	265	1.15
6.7	355	0.85	202.9	"	"	6000	-	8.0	295	1.0
18	132	3.2	75.19	BG40Z-../D06LA4	38	7000	-	22	108	3.9
16.5	144	3.0	82.00	"	"	7000	-	20	119	3.6
15	159	2.7	91.02	"	"	7000	-	18	132	3.2
14	170	2.5	96.86	"	"	7000	-	17	140	3.0
13	183	2.3	107.5	"	"	7000	-	15.5	154	2.8
11.5	205	2.1	121.3	"	"	7000	-	13.5	176	2.4
10.5	225	1.9	134.6	"	"	7000	-	12.5	191	2.2
9.6	245	1.75	141.4	"	"	7000	-	11.5	205	2.1
8.7	270	1.55	156.9	"	"	7000	-	10.5	225	1.9
8.2	290	1.45	166.1	"	"	7000	-	9.8	240	1.75
7.4	320	1.35	184.4	"	"	7000	-	8.8	270	1.55
6.8	350	1.2	199.9	"	"	7000	-	8.2	290	1.45
6.1	390	1.1	221.9	"	"	7000	-	7.4	320	1.35
5.5	430	0.99	246.5	"	"	7000	-	6.6	360	1.2
5.0	475	0.89	273.6	"	"	7000	-	6.0	395	1.1
4.7	415	1.1	288.6	BG40G10-../D06LA4	43	7000	-	5.7	325	1.45
3.9	510	0.91	353.5	"	"	7000	-	4.6	415	1.1
10.5	225	2.8	128.9	BG50Z-../D06LA4	47	10000	-	13	183	3.4
9.5	250	2.5	142.9	"	"	10000	-	11.5	205	3.1
8.2	290	2.2	164.9	"	"	10000	-	9.9	240	2.6
7.4	320	1.95	182.8	"	"	10000	-	8.9	265	2.4
6.6	360	1.75	204.7	"	"	10000	-	8.0	295	2.1
6.0	395	1.6	226.9	"	"	10000	-	7.2	330	1.9
5.3	450	1.4	258.6	"	"	10000	-	6.3	375	1.7
4.8	495	1.25	286.7	"	"	10000	-	5.7	415	1.5
3.9	510	1.35	351.7	BG50G10-../D06LA4	51	10000	-	4.7	405	1.7
3.1	660	1.05	446.5	"	"	10000	-	3.7	530	1.3
2.6	800	0.86	531.5	"	"	10000	-	3.1	650	1.05
4.5	400	3.3	306.1	BG60G20-../D06LA4	100	16000	-	5.3	320	4.1
4.1	440	3.0	334.3	"	"	16000	-	4.9	345	3.8
3.7	490	2.7	370.5	"	"	16000	-	4.4	385	3.4
3.1	600	2.2	437.3	"	"	16000	-	3.8	460	2.8
2.7	730	1.8	504.9	"	"	16000	-	3.3	570	2.3
2.5	790	1.65	559.5	"	"	16000	-	2.9	650	2.0
2.1	970	1.35	651.3	"	"	16000	-	2.5	790	1.65
1.7	1200	1.1	804.5	"	"	16000	-	2.1	930	1.4
1.6	1260	1.05	891.5	"	"	16000	-	1.9	1030	1.25
1.3	1590	0.82	1051	"	"	16000	-	1.6	1250	1.05
2.4	840	3.0	577.3	BG70G20-../D06LA4	130	20000	-	2.9	670	3.7
2.1	960	2.6	665.8	"	"	20000	-	2.5	780	3.2
1.8	1120	2.2	790.2	"	"	20000	-	2.1	930	2.7
1.6	1280	1.95	877.6	"	"	20000	-	1.9	1050	2.4
1.4	1480	1.7	1035	"	"	20000	-	1.6	1270	1.95
1.2	1750	1.45	1193	"	"	20000	-	1.4	1470	1.7
1.0	2100	1.2	1389	"	"	20000	-	1.2	1750	1.45
0.9	2400	1.05	1543	"	"	20000	-	1.1	1930	1.3

P = 0.3 kW



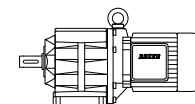
6

50 Hz			i	Type	m	F _{RN}	F _{RV}	60 Hz		
n ₂	M ₂	f _B						n ₂	M ₂	f _B
1/min	Nm				kg	N	N	1/min	Nm	
520	5.5	1.65	2.64	BG05-../D07LA4	11	420	-	620	4.6	1.95
400	7.1	1.4	3.38	"	"	460	-	480	5.9	1.7
295	9.7	1.25	4.59	"	"	490	-	355	8.0	1.5
250	11.4	1.25	5.46	"	"	490	-	300	9.5	1.45
205	13.9	1.15	6.60	"	"	510	-	250	11.4	1.4
174	16.4	1.1	7.80	"	"	530	-	210	13.6	1.3
166	17.2	1.05	8.15	"	"	510	-	199	14.3	1.25
159	18	1.05	8.51	"	"	550	-	191	15	1.25
128	22	0.91	10.59	"	"	590	-	153	18.7	1.05
117	24	0.88	11.55	"	"	600	-	141	20	1.05
113	25	0.84	12.05	"	"	510	-	135	21	1.0
108	26.5	0.83	12.60	"	"	610	-	129	22	1.0
99	28.5	0.81	13.75	"	"	630	-	118	24	0.96
360	7.9	2.5	3.78	BG06-../D07LA4	12	520	-	430	6.6	3.0
300	9.5	2.3	4.54	"	"	530	-	360	7.9	2.8
230	12.4	1.95	5.96	"	"	570	-	275	10.4	2.3
193	14.8	1.75	7.01	"	"	580	-	235	12.1	2.1
161	17.7	1.6	8.39	"	"	600	-	194	14.7	1.9
144	19.8	1.5	9.38	"	"	640	-	173	16.5	1.8
132	21.5	1.45	10.24	"	"	640	-	159	18	1.7
120	23.5	1.35	11.28	"	"	670	-	144	19.8	1.6
110	26	1.25	12.30	"	"	670	-	132	21.5	1.55
105	27	1.2	12.98	"	"	600	-	125	22.5	1.45
92	31	1.1	14.78	"	"	730	-	110	26	1.3
84	34	1.05	16.13	"	"	740	-	101	28	1.25
78	36.5	1.05	17.40	"	"	760	-	94	30	1.25
72	39.5	1.0	18.98	"	"	770	-	86	33	1.2
65	44	0.91	20.82	"	"	800	-	78	36.5	1.1
60	47.5	0.91	22.71	"	"	810	-	72	39.5	1.1
53	54	0.83	25.48	"	"	850	-	64	44.5	1.0
73	39	3.1	18.51	BG10-../D07LA4	15	1210	1690	88	32.5	3.7
66	43	2.8	20.51	"	"	1290	1800	79	36	3.3
62	46	2.6	22.04	"	"	1330	1860	74	38.5	3.1
56	51	2.4	24.42	"	"	1410	1970	67	42.5	2.8
52	55	2.2	26.26	"	"	1460	2000	62	46	2.6
46.5	61	1.95	29.09	"	"	1540	2150	56	51	2.4
43	66	1.8	31.52	"	"	1600	2200	52	55	2.2
39	73	1.65	34.92	"	"	1690	2350	46.5	61	1.95
34.5	83	1.45	39.70	"	"	1780	2450	41	69	1.75
31	92	1.3	43.99	"	"	1880	2600	37	77	1.55
29.5	97	1.25	46.55	"	"	1920	2650	35	81	1.5
26.5	108	1.1	51.57	"	"	2000	2800	31.5	90	1.35
23.5	121	0.99	57.48	"	"	2000	2800	28.5	100	1.2
21.5	133	0.9	63.69	"	"	2000	2800	25.5	112	1.05
20.5	139	0.86	66.00	"	"	2000	2800	25	114	1.05
50	57	2.6	27.08	BG15-../D07LA4	15	3000	6000	60	47.5	3.2
45	63	2.4	30.08	"	"	3000	6000	54	53	2.8
39.5	72	2.1	34.20	"	"	3000	6000	47.5	60	2.5
36	79	1.9	37.90	"	"	3000	6000	43	66	2.3
44	65	3.1	30.94	BG20-../D07LA4	18	4000	-	53	54	3.7
41	69	2.9	33.33	"	"	4100	-	49	58	3.4
36.5	78	2.6	37.02	"	"	4300	-	44	65	3.1
32.5	88	2.3	41.76	"	"	4500	-	39	73	2.7
29.5	97	2.1	46.38	"	"	4700	-	35	81	2.5
28.5	100	2.0	47.92	"	"	4750	-	34	84	2.4
25.5	112	1.8	53.22	"	"	4950	-	30.5	93	2.2
23	124	1.6	59.07	"	"	5000	-	27.5	104	1.9
21	136	1.45	65.62	"	"	5000	-	25	114	1.75
20	143	1.4	67.53	BG20Z-../D07LA4	19	5000	-	24	119	1.7
17.5	163	1.25	78.60	"	"	5000	-	21	136	1.45
15.5	184	1.1	87.30	"	"	5000	-	19	150	1.35
14.5	197	1.0	94.27	"	"	5000	-	17.5	163	1.25
13	220	0.91	104.7	"	"	5000	-	15.5	184	1.1
12	235	0.85	112.8	"	"	5000	-	14.5	197	1.0

BG 系列同轴减速电机

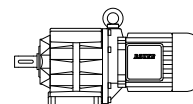
同轴减速电机 DSE - IE1 的选型表

P = 0.3 kW



50 Hz			i	Type	m	F _{RN}	F _{RV}	60 Hz		
n ₂	M ₂	f _B						n ₂	M ₂	f _B
1/min	Nm				kg	N	N	1/min	Nm	
29	98	3.1	47.11	BG30-../D07LA4	22	6000	-	34.5	83	3.6
26	110	2.7	52.44	"	"	6000	-	31	92	3.3
23.5	121	2.5	58.18	"	"	6000	-	28	102	2.9
22.5	127	2.4	60.79	"	"	6000	-	27	106	2.8
20.5	139	2.2	67.44	"	"	6000	-	24.5	116	2.6
18.5	154	1.95	73.51	BG30Z-../D07LA4	25	6000	-	22.5	127	2.4
17	168	1.8	81.55	"	"	6000	-	20	143	2.1
16	179	1.7	86.13	"	"	6000	-	19	150	2.0
14.5	197	1.5	95.55	"	"	6000	-	17	168	1.8
12.5	225	1.35	109.6	"	"	6000	-	15	191	1.55
11.5	245	1.2	121.6	"	"	6000	-	13.5	210	1.45
11	260	1.15	128.5	"	"	6000	-	13	220	1.35
9.5	300	1.0	142.5	"	"	6000	-	11.5	245	1.2
9.0	315	0.95	151.5	"	"	6000	-	11	260	1.15
8.1	350	0.86	168.1	"	"	6000	-	9.7	295	1.0
20	143	3.0	67.74	BG40Z-../D07LA4	40	7000	-	24	119	3.6
18	159	2.7	75.19	"	"	7000	-	22	130	3.3
16.5	173	2.5	82.00	"	"	7000	-	20	143	3.0
15	191	2.2	91.02	"	"	7000	-	18	159	2.7
14	200	2.1	96.86	"	"	7000	-	17	168	2.5
13	220	1.95	107.5	"	"	7000	-	15.5	184	2.3
11.5	245	1.75	121.3	"	"	7000	-	13.5	210	2.0
10.5	270	1.55	134.6	"	"	7000	-	12.5	225	1.9
9.6	295	1.45	141.4	"	"	7000	-	11.5	245	1.75
8.7	325	1.3	156.9	"	"	7000	-	10.5	270	1.55
8.2	345	1.25	166.1	"	"	7000	-	9.8	290	1.45
7.4	385	1.1	184.4	"	"	7000	-	8.8	325	1.3
6.8	420	1.0	199.9	"	"	7000	-	8.2	345	1.25
6.1	465	0.91	221.9	"	"	7000	-	7.4	385	1.1
5.5	520	0.82	246.5	"	"	7000	-	6.6	430	0.99
4.7	510	0.91	288.6	BG40G10-../D07LA4	46	7000	-	5.7	410	1.15
14.5	197	3.2	95.58	BG50Z-../D07LA4	50	10000	-	17	168	3.8
13	220	2.9	106.0	"	"	10000	-	15.5	184	3.4
10.5	270	2.3	128.9	"	"	10000	-	13	220	2.9
9.5	300	2.1	142.9	"	"	10000	-	11.5	245	2.6
8.2	345	1.85	164.9	"	"	10000	-	9.9	285	2.2
7.4	385	1.65	182.8	"	"	10000	-	8.9	320	1.95
6.6	430	1.45	204.7	"	"	10000	-	8.0	355	1.75
6.0	475	1.35	226.9	"	"	10000	-	7.2	395	1.6
5.3	540	1.15	258.6	"	"	10000	-	6.3	450	1.4
4.8	590	1.05	286.7	"	"	10000	-	5.7	500	1.25
3.9	630	1.1	351.7	BG50G10-../D07LA4	54	10000	-	4.7	510	1.35
3.1	810	0.85	446.5	"	"	10000	-	3.7	660	1.05
4.9	465	2.8	276.2	BG60G20-../D07LA4	102	16000	-	5.9	365	3.6
4.5	500	2.6	306.1	"	"	16000	-	5.3	410	3.2
4.1	550	2.4	334.3	"	"	16000	-	4.9	440	3.0
3.7	610	2.1	370.5	"	"	16000	-	4.4	495	2.6
3.1	750	1.75	437.3	"	"	16000	-	3.8	580	2.2
2.7	910	1.45	504.9	"	"	16000	-	3.3	710	1.85
2.5	980	1.35	559.5	"	"	16000	-	2.9	820	1.6
2.1	1190	1.1	651.3	"	"	16000	-	2.5	980	1.35
1.7	1480	0.88	804.5	"	"	16000	-	2.1	1160	1.1
1.6	1560	0.83	891.5	"	"	16000	-	1.9	1280	1.0
2.8	870	2.9	495.9	BG70G20-../D07LA4	132	20000	-	3.3	720	3.5
2.4	1040	2.4	577.3	"	"	20000	-	2.9	840	3.0
2.1	1190	2.1	665.8	"	"	20000	-	2.5	970	2.6
1.8	1390	1.8	790.2	"	"	20000	-	2.1	1160	2.2
1.6	1580	1.6	877.6	"	"	20000	-	1.9	1300	1.9
1.4	1820	1.35	1035	"	"	20000	-	1.6	1570	1.6
1.2	2150	1.15	1193	"	"	20000	-	1.4	1810	1.4
1.0	2600	0.96	1389	"	"	20000	-	1.2	2100	1.2

P = 0.37 kW



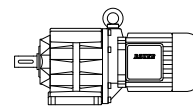
6

50 Hz			i	Type	m	F _{RN}	F _{RV}	60 Hz		
n ₂	M ₂	f _B						n ₂	M ₂	f _B
1/min	Nm				kg	N	N	1/min	Nm	
520	6.7	1.35	2.64	BG05-../D07LA4	11	420	-	620	5.6	1.6
400	8.8	1.15	3.38	"	"	460	-	480	7.3	1.35
295	11.9	1.0	4.59	"	"	490	-	355	9.9	1.2
250	14.1	0.99	5.46	"	"	490	-	300	11.7	1.2
205	17.2	0.93	6.60	"	"	510	-	250	14.1	1.15
174	20	0.9	7.80	"	"	530	-	210	16.8	1.05
166	21	0.86	8.15	"	"	510	-	199	17.7	1.0
159	22	0.86	8.51	"	"	550	-	191	18.5	1.05
360	9.8	2.0	3.78	BG06-../D07LA4	12	520	-	430	8.2	2.4
300	11.7	1.9	4.54	"	"	530	-	360	9.8	2.2
230	15.3	1.55	5.96	"	"	570	-	275	12.8	1.9
193	18.3	1.4	7.01	"	"	580	-	235	15	1.75
161	21.5	1.3	8.39	"	"	600	-	194	18.2	1.55
144	24.5	1.2	9.38	"	"	640	-	173	20	1.5
132	26.5	1.15	10.24	"	"	640	-	159	22	1.4
120	29	1.1	11.28	"	"	670	-	144	24.5	1.3
110	32	1.05	12.30	"	"	670	-	132	26.5	1.25
105	33.5	0.99	12.98	"	"	600	-	125	28	1.2
92	38	0.89	14.78	"	"	730	-	110	32	1.05
84	42	0.83	16.13	"	"	740	-	101	34.5	1.0
78	45	0.84	17.40	"	"	760	-	94	37.5	1.0
72	49	0.82	18.98	"	"	770	-	86	41	0.98
103	34	3.2	13.21	BG10-../D07LA4	15	1070	1490	123	28.5	3.9
93	37.5	3.0	14.58	"	"	1100	1540	112	31.5	3.6
84	42	2.8	16.15	"	"	1140	1590	101	34.5	3.4
73	48	2.5	18.51	"	"	1210	1690	88	40	3.0
66	53	2.3	20.51	"	"	1290	1800	79	44.5	2.7
62	56	2.1	22.04	"	"	1330	1860	74	47.5	2.5
56	63	1.9	24.42	"	"	1410	1970	67	52	2.3
52	67	1.8	26.26	"	"	1460	2000	62	56	2.1
46.5	75	1.6	29.09	"	"	1540	2150	56	63	1.9
43	82	1.45	31.52	"	"	1600	2200	52	67	1.8
39	90	1.35	34.92	"	"	1690	2350	46.5	75	1.6
34.5	102	1.2	39.70	"	"	1780	2450	41	86	1.4
31	113	1.05	43.99	"	"	1880	2600	37	95	1.25
29.5	119	1.0	46.55	"	"	1920	2650	35	100	1.2
26.5	133	0.9	51.57	"	"	2000	2800	31.5	112	1.05
23.5	150	0.8	57.48	"	"	2000	2800	28.5	123	0.98
50	70	2.1	27.08	BG15-../D07LA4	15	3000	6000	60	58	2.6
45	78	1.9	30.08	"	"	3000	6000	54	65	2.3
39.5	89	1.7	34.20	"	"	3000	6000	47.5	74	2.0
36	98	1.55	37.90	"	"	3000	6000	43	82	1.85
53	66	3.0	25.79	BG20-../D07LA4	18	3700	-	63	56	3.6
48.5	72	2.8	27.85	"	"	3800	-	59	59	3.4
44	80	2.5	30.94	"	"	4000	-	53	66	3.0
41	86	2.3	33.33	"	"	4100	-	49	72	2.8
36.5	96	2.1	37.02	"	"	4300	-	44	80	2.5
32.5	108	1.85	41.76	"	"	4500	-	39	90	2.2
29.5	119	1.7	46.38	"	"	4700	-	35	100	2.0
28.5	123	1.65	47.92	"	"	4750	-	34	103	1.95
25.5	138	1.45	53.22	"	"	4950	-	30.5	115	1.75
23	153	1.3	59.07	"	"	5000	-	27.5	128	1.55
21	168	1.2	65.62	"	"	5000	-	25	141	1.4
20	176	1.15	67.53	BG20Z-../D07LA4	19	5000	-	24	147	1.35
17.5	200	1.0	78.60	"	"	5000	-	21	168	1.2
15.5	225	0.89	87.30	"	"	5000	-	19	185	1.1
14.5	240	0.83	94.27	"	"	5000	-	17.5	200	1.0
38.5	91	3.3	35.17	BG30-../D07LA4	22	5500	-	46.5	75	4.0
35	100	3.0	39.02	"	"	5800	-	42	84	3.6
32	110	2.7	42.46	"	"	5900	-	38.5	91	3.3

BG 系列同轴减速电机

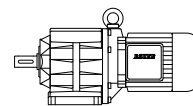
同轴减速电机 DSE - IE1 的选型表

P = 0.37 kW



50 Hz			i	Type	m	F _{RN}	F _{RV}	60 Hz		
n ₂	M ₂	f _B						n ₂	M ₂	f _B
1/min	Nm				kg	N	N	1/min	Nm	
29	121	2.5	47.11	BG30-../D07LA4	"	6000	-	34.5	102	2.9
26	135	2.2	52.44	"	"	6000	-	31	113	2.7
23.5	150	2.0	58.18	"	"	6000	-	28	126	2.4
22.5	157	1.9	60.79	"	"	6000	-	27	130	2.3
20.5	172	1.75	67.44	"	"	6000	-	24.5	144	2.1
18.5	191	1.55	73.51	BG30Z-../D07LA4	25	6000	-	22.5	157	1.9
17	205	1.45	81.55	"	"	6000	-	20	176	1.7
16	220	1.35	86.13	"	"	6000	-	19	185	1.6
14.5	240	1.25	95.55	"	"	6000	-	17	205	1.45
12.5	280	1.05	109.6	"	"	6000	-	15	235	1.3
11.5	305	0.98	121.6	"	"	6000	-	13.5	260	1.15
11	320	0.94	128.5	"	"	6000	-	13	270	1.1
9.5	370	0.81	142.5	"	"	6000	-	11.5	305	0.98
20	176	2.4	67.74	BG40Z-../D07LA4	40	7000	-	24	147	2.9
18	196	2.2	75.19	"	"	7000	-	22	160	2.7
16.5	210	2.0	82.00	"	"	7000	-	20	176	2.4
15	235	1.8	91.02	"	"	7000	-	18	196	2.2
14	250	1.7	96.86	"	"	7000	-	17	205	2.1
13	270	1.55	107.5	"	"	7000	-	15.5	225	1.9
11.5	305	1.4	121.3	"	"	7000	-	13.5	260	1.65
10.5	335	1.25	134.6	"	"	7000	-	12.5	280	1.5
9.6	365	1.15	141.4	"	"	7000	-	11.5	305	1.4
8.7	405	1.05	156.9	"	"	7000	-	10.5	335	1.25
8.2	430	0.99	166.1	"	"	7000	-	9.8	360	1.2
7.4	475	0.89	184.4	"	"	7000	-	8.8	400	1.05
6.8	510	0.83	199.9	"	"	7000	-	8.2	430	0.99
17	205	3.1	79.78	BG50Z-../D07LA4	50	10000	-	20.5	172	3.7
14.5	240	2.6	95.58	"	"	10000	-	17	205	3.1
13	270	2.3	106.0	"	"	10000	-	15.5	225	2.8
10.5	335	1.9	128.9	"	"	10000	-	13	270	2.3
9.5	370	1.7	142.9	"	"	10000	-	11.5	305	2.1
8.2	430	1.45	164.9	"	"	10000	-	9.9	355	1.75
7.4	475	1.35	182.8	"	"	10000	-	8.9	395	1.6
6.6	530	1.2	204.7	"	"	10000	-	8.0	440	1.45
6.0	580	1.1	226.9	"	"	10000	-	7.2	490	1.3
5.3	660	0.95	258.6	"	"	10000	-	6.3	560	1.15
4.8	730	0.86	286.7	"	"	10000	-	5.7	610	1.05
3.9	800	0.86	351.7	BG50G10-../D07LA4	54	10000	-	4.7	650	1.05
4.9	600	2.2	276.2	BG60G20-../D07LA4	102	16000	-	5.9	480	2.7
4.5	650	2.0	306.1	"	"	16000	-	5.3	530	2.5
4.1	720	1.8	334.3	"	"	16000	-	4.9	580	2.2
3.7	790	1.65	370.5	"	"	16000	-	4.4	640	2.0
3.1	970	1.35	437.3	"	"	16000	-	3.8	760	1.7
2.7	1160	1.1	504.9	"	"	16000	-	3.3	920	1.4
2.5	1240	1.05	559.5	"	"	16000	-	2.9	1050	1.25
2.1	1510	0.86	651.3	"	"	16000	-	2.5	1240	1.05
3.5	860	2.9	387.6	BG70G20-../D07LA4	132	20000	-	4.2	690	3.6
3.3	940	2.7	417.8	"	"	20000	-	3.9	780	3.2
2.8	1110	2.3	495.9	"	"	20000	-	3.3	920	2.7
2.4	1320	1.9	577.3	"	"	20000	-	2.9	1070	2.3
2.1	1510	1.65	665.8	"	"	20000	-	2.5	1240	2.0
1.8	1760	1.4	790.2	"	"	20000	-	2.1	1480	1.7
1.6	2000	1.25	877.6	"	"	20000	-	1.9	1650	1.5
1.4	2300	1.1	1035	"	"	20000	-	1.6	1980	1.25
1.2	2700	0.93	1193	"	"	20000	-	1.4	2250	1.1

P = 0.55 kW



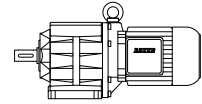
6

50 Hz			i	Type	m	F _{RN}	F _{RV}	60 Hz		
n ₂ 1/min	M ₂ Nm	f _B						n ₂ 1/min	M ₂ Nm	f _B
500	10.5	1.7	2.82	BG06-../D08MA4	16	470	-	600	8.7	2.1
375	14	1.45	3.78	"	"	520	-	445	11.8	1.7
310	16.9	1.3	4.54	"	"	530	-	375	14	1.55
235	22	1.1	5.96	"	"	570	-	285	18.4	1.3
200	26	1.0	7.01	"	"	580	-	240	21.5	1.2
167	31	0.9	8.39	"	"	600	-	205	25.5	1.1
150	35	0.86	9.38	"	"	640	-	180	29	1.05
137	38	0.82	10.24	"	"	640	-	165	31.5	0.98
210	25	3.2	6.78	BG10-../D08MA4	16	660	920	250	21	3.9
174	30	2.9	8.07	"	"	660	920	210	25	3.5
151	34.5	2.8	9.33	"	"	950	1330	181	29	3.3
136	38.5	2.6	10.34	"	"	1000	1400	163	32	3.1
118	44.5	2.4	11.92	"	"	1030	1440	141	37	2.8
106	49.5	2.2	13.21	"	"	1070	1490	128	41	2.7
97	54	2.1	14.58	"	"	1100	1540	116	45	2.5
87	60	1.95	16.15	"	"	1140	1590	105	50	2.3
76	69	1.75	18.51	"	"	1210	1690	91	57	2.1
69	76	1.6	20.51	"	"	1290	1800	82	64	1.9
64	82	1.45	22.04	"	"	1330	1860	77	68	1.75
58	90	1.35	24.42	"	"	1410	1970	69	76	1.6
54	97	1.25	26.26	"	"	1460	2000	64	82	1.45
48.5	108	1.1	29.09	"	"	1540	2150	58	90	1.35
44.5	118	1.0	31.52	"	"	1600	2200	54	97	1.25
40.5	129	0.93	34.92	"	"	1690	2350	48.5	108	1.1
35.5	147	0.82	39.70	"	"	1780	2450	42.5	123	0.98
52	101	1.5	27.08	BG15-../D08MA4	16	3000	6000	63	83	1.8
47	111	1.35	30.08	"	"	3000	6000	56	93	1.6
41	128	1.15	34.20	"	"	3000	6000	49.5	106	1.4
37	141	1.05	37.90	"	"	3000	6000	44.5	118	1.25
96	54	3.2	14.67	BG20-../D08MA4	19	3050	-	115	45.5	3.8
90	58	3.1	15.58	"	"	3100	-	108	48.5	3.6
81	64	2.9	17.31	"	"	3200	-	98	53	3.5
71	73	2.7	19.95	"	"	3350	-	85	61	3.2
64	82	2.4	22.16	"	"	3500	-	76	69	2.9
61	86	2.3	23.22	"	"	3550	-	73	71	2.8
55	95	2.1	25.79	"	"	3700	-	66	79	2.5
51	102	1.95	27.85	"	"	3800	-	61	86	2.3
45.5	115	1.75	30.94	"	"	4000	-	55	95	2.1
42.5	123	1.65	33.33	"	"	4100	-	51	102	1.95
38	138	1.45	37.02	"	"	4300	-	45.5	115	1.75
34	154	1.3	41.76	"	"	4500	-	40.5	129	1.55
30.5	172	1.15	46.38	"	"	4700	-	36.5	143	1.4
29.5	178	1.1	47.92	"	"	4750	-	35.5	147	1.35
26.5	198	1.0	53.22	"	"	4950	-	32	164	1.2
24	215	0.93	59.07	"	"	5000	-	28.5	184	1.1
21.5	240	0.83	65.62	"	"	5000	-	26	200	1.0
21	250	0.8	67.53	BG20Z-../D08MA4	20	5000	-	25	210	0.95
56	93	3.2	25.45	BG30-../D08MA4	23	4850	-	67	78	3.8
50	105	2.9	28.24	"	"	5100	-	60	87	3.4
47	111	2.7	29.83	"	"	5200	-	57	92	3.3
42.5	123	2.4	33.09	"	"	5400	-	51	102	2.9
40	131	2.3	35.17	"	"	5500	-	48	109	2.8
36	145	2.1	39.02	"	"	5800	-	43.5	120	2.5
33	159	1.9	42.46	"	"	5900	-	40	131	2.3
30	175	1.7	47.11	"	"	6000	-	36	145	2.1
27	194	1.55	52.44	"	"	6000	-	32.5	161	1.85
24.5	210	1.45	58.18	"	"	6000	-	29	181	1.65
23.5	220	1.35	60.79	"	"	6000	-	28	187	1.6
21	250	1.2	67.44	"	"	6000	-	25	210	1.45
19.5	265	1.15	73.51	BG30Z-../D08MA4	26	6000	-	23	225	1.35
17.5	300	1.0	81.55	"	"	6000	-	21	250	1.2
16.5	315	0.95	86.13	"	"	6000	-	20	260	1.15
15	350	0.86	95.55	"	"	6000	-	18	290	1.05

BG 系列同轴减速电机

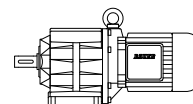
同轴减速电机 DSE - IE1 的选型表

P = 0.55 kW



50 Hz			i	Type	m	F _{RN}	F _{RV}	60 Hz		
n ₂	M ₂	f _B						n ₂	M ₂	f _B
1/min	Nm				kg	N	N	1/min	Nm	
41	128	3.3	34.20	BG40-../D08MA4	38	7000	-	49.5	106	4.0
37	141	3.0	37.96	"	"	7000	-	44.5	118	3.6
35	150	2.8	40.19	"	"	7000	-	42	125	3.4
31.5	166	2.6	44.62	"	"	7000	-	38	138	3.1
29	181	2.3	48.36	"	"	7000	-	35	150	2.8
26.5	198	2.1	53.69	"	"	7000	-	31.5	166	2.6
23.5	220	1.95	59.64	"	"	7000	-	28.5	184	2.3
21.5	240	1.75	66.20	"	"	7000	-	25.5	205	2.1
21	250	1.7	67.74	BG40Z-../D08MA4	42	7000	-	25	210	2.0
19	275	1.55	75.19	"	"	7000	-	22.5	230	1.85
17.5	300	1.4	82.00	"	"	7000	-	20.5	255	1.65
15.5	335	1.25	91.02	"	"	7000	-	18.5	280	1.5
14.5	360	1.2	96.86	"	"	7000	-	17.5	300	1.4
13.5	385	1.1	107.5	"	"	7000	-	16	325	1.3
12	435	0.98	121.3	"	"	7000	-	14	375	1.15
10.5	500	0.85	134.6	"	"	7000	-	12.5	420	1.0
10	520	0.82	141.4	"	"	7000	-	12	435	0.98
27	194	3.2	52.12	BG50-../D08MA4	46	10000	-	32.5	161	3.9
24	215	2.9	59.42	"	"	10000	-	28.5	184	3.4
21.5	240	2.6	65.86	"	"	10000	-	26	200	3.2
19.5	265	2.4	71.97	BG50Z-../D08MA4	51	10000	-	23.5	220	2.9
18	290	2.2	79.78	"	"	10000	-	21.5	240	2.6
15	350	1.8	95.58	"	"	10000	-	18	290	2.2
13.5	385	1.65	106.0	"	"	10000	-	16	325	1.95
11	475	1.35	128.9	"	"	10000	-	13.5	385	1.65
9.8	530	1.2	142.9	"	"	10000	-	12	435	1.45
8.5	610	1.05	164.9	"	"	10000	-	10.5	500	1.25
7.7	680	0.93	182.8	"	"	10000	-	9.2	570	1.1
6.9	760	0.83	204.7	"	"	10000	-	8.3	630	1.0
14	375	3.2	101.0	BG60Z-../D08MA4	96	16000	-	17	305	3.9
12	435	2.8	119.2	"	"	16000	-	14.5	360	3.3
11	475	2.5	132.1	"	"	16000	-	13	400	3.0
8.9	590	2.0	158.0	"	"	16000	-	11	475	2.5
8.0	650	1.85	175.1	"	"	16000	-	9.6	540	2.2
6.9	760	1.6	204.6	"	"	16000	-	8.3	630	1.9
6.2	840	1.45	226.7	"	"	16000	-	7.5	700	1.7
5.7	920	1.3	247.7	"	"	16000	-	6.8	770	1.55
5.2	1010	1.2	274.5	"	"	16000	-	6.2	840	1.45
5.1	910	1.45	276.2	BG60G20-../D08MA4	103	16000	-	6.1	740	1.75
4.6	1010	1.3	306.1	"	"	16000	-	5.5	820	1.6
4.2	1110	1.15	334.3	"	"	16000	-	5.1	880	1.5
3.8	1220	1.05	370.5	"	"	16000	-	4.6	980	1.35
3.3	1420	0.92	437.3	"	"	16000	-	3.9	1180	1.1
7.3	710	3.2	194.4	BG70Z-../D08MA4	136	20000	-	8.7	600	3.8
6.7	780	2.9	210.5	"	"	20000	-	8.0	650	3.5
5.7	920	2.5	249.8	"	"	20000	-	6.8	770	3.0
5.5	840	3.0	255.5	BG70G20-../D08MA4	133	20000	-	6.6	680	3.7
5.1	910	2.7	276.7	"	"	20000	-	6.1	740	3.4
4.3	1080	2.3	328.4	"	"	20000	-	5.2	870	2.9
3.7	1270	1.95	387.6	"	"	20000	-	4.4	1040	2.4
3.4	1420	1.75	417.8	"	"	20000	-	4.1	1150	2.2
2.9	1660	1.5	495.9	"	"	20000	-	3.4	1390	1.8
2.5	1950	1.3	577.3	"	"	20000	-	3.0	1600	1.55
2.2	2200	1.15	665.8	"	"	20000	-	2.6	1850	1.35
1.8	2700	0.93	790.2	"	"	20000	-	2.2	2150	1.15
1.6	3050	0.82	877.6	"	"	20000	-	2.0	2400	1.05
2.9	1430	3.2	484.3	BG80G40-../D08MA4	215	26000	-	3.5	1120	4.1
2.5	1720	2.7	572.0	"	"	26000	-	3.0	1370	3.4
2.2	1900	2.4	657.8	"	"	26000	-	2.6	1540	3.0
2.0	2100	2.2	730.3	"	"	26000	-	2.4	1690	2.7
1.8	2350	1.95	817.4	"	"	26000	-	2.1	1970	2.3
1.6	2700	1.7	907.6	"	"	26000	-	1.9	2200	2.1

P = 0.55 kW



50 Hz			i	Type	m	F _{RN}	F _{RV}	60 Hz		
n ₂	M ₂	f _B						n ₂	M ₂	f _B
1/min	Nm				kg	N	N	1/min	Nm	
1.4	3200	1.45	1042	BG80G40-../D08MA4	"	26000	-	1.7	2500	1.85
1.2	3800	1.2	1261	"	"	26000	-	1.4	3200	1.45
1.0	4700	0.98	1400	"	"	26000	-	1.2	3800	1.2
1.2	3700	2.5	1174	BG90G50-../D08MA4	324	65000	-	1.5	2800	3.3
1.1	4100	2.2	1301	"	"	65000	-	1.3	3350	2.7
0.9	5100	1.8	1583	"	"	65000	-	1.1	4100	2.2
0.8	5800	1.6	1756	"	"	65000	-	1.0	4550	2.0
0.7	6800	1.35	2026	"	"	65000	-	0.85	5500	1.65
0.6	8000	1.15	2514	"	"	65000	-	0.7	6800	1.35
0.55	8800	1.05	2786	"	"	65000	-	0.65	7400	1.25
0.65	6000	3.1	2154	BG100G50-../D08MA4	512	90000	-	0.8	4500	4.1
0.55	7100	2.6	2656	"	"	90000	-	0.65	5700	3.2
0.48	8600	2.2	2952	"	"	90000	-	0.6	6500	2.8
0.43	9700	1.9	3286	"	"	90000	-	0.55	7000	2.6
0.39	10900	1.7	3644	"	"	90000	-	0.47	8600	2.2
0.33	13400	1.4	4366	"	"	90000	-	0.39	10900	1.7
0.29	15600	1.2	4839	"	"	90000	-	0.35	12500	1.5

6

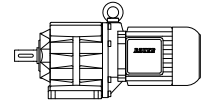
P = 0.75 kW

50 Hz			i	Type	m	F _{RN}	F _{RV}	60 Hz		
n ₂	M ₂	f _B						n ₂	M ₂	f _B
1/min	Nm				kg	N	N	1/min	Nm	
500	14.3	1.25	2.82	BG06-../DSE08LA4	18	470	-	600	11.9	1.5
375	19.1	1.05	3.78	"	"	520	-	445	16	1.25
310	23	0.96	4.54	"	"	530	-	375	19.1	1.15
235	30	0.8	5.96	"	"	570	-	285	25	0.96
325	22	3.1	4.36	BG10-../DSE08LA4	18	650	910	390	18.3	3.7
265	27	2.8	5.34	"	"	620	910	315	22.5	3.3
210	34	2.4	6.78	"	"	660	920	250	28.5	2.8
174	41	2.1	8.07	"	"	660	920	210	34	2.6
151	47	2.1	9.33	"	"	950	1330	181	39.5	2.5
136	52	1.9	10.34	"	"	1000	1400	163	43.5	2.3
118	60	1.75	11.92	"	"	1030	1440	141	50	2.1
106	67	1.65	13.21	"	"	1070	1490	128	55	2.0
97	73	1.55	14.58	"	"	1100	1540	116	61	1.85
87	82	1.45	16.15	"	"	1140	1590	105	68	1.7
76	94	1.3	18.51	"	"	1210	1690	91	78	1.55
69	103	1.15	20.51	"	"	1290	1800	82	87	1.4
64	111	1.1	22.04	"	"	1330	1860	77	93	1.3
58	123	0.98	24.42	"	"	1410	1970	69	103	1.15
54	132	0.91	26.26	"	"	1460	2000	64	111	1.1
48.5	147	0.82	29.09	"	"	1540	2150	58	123	0.98
52	137	1.1	27.08	BG15-../DSE08LA4	18	3000	6000	63	113	1.35
47	152	0.99	30.08	"	"	3000	6000	56	127	1.2
41	174	0.86	34.20	"	"	3000	6000	49.5	144	1.05
169	42	2.9	8.29	BG20-../DSE08LA4	20	2250	-	205	34.5	3.5
158	45	3.2	8.91	"	"	2600	-	189	37.5	3.8
146	49	2.5	9.65	"	"	2250	-	175	40.5	3.0
133	53	2.9	10.54	"	"	2700	-	160	44.5	3.5
120	59	2.7	11.71	"	"	2800	-	144	49.5	3.2
106	67	2.5	13.21	"	"	2900	-	128	55	3.0
96	74	2.3	14.67	"	"	3050	-	115	62	2.8
90	79	2.2	15.58	"	"	3100	-	108	66	2.7
81	88	2.1	17.31	"	"	3200	-	98	73	2.5
71	100	1.95	19.95	"	"	3350	-	85	84	2.3
64	111	1.8	22.16	"	"	3500	-	76	94	2.1
61	117	1.7	23.22	"	"	3550	-	73	98	2.0
55	130	1.55	25.79	"	"	3700	-	66	108	1.85

BG 系列同轴减速电机

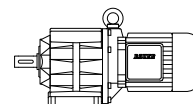
同轴减速电机 DSE - IE1 的选型表

P = 0.75 kW



50 Hz			i	Type	m	F _{RN}	F _{RV}	60 Hz		
n ₂ 1/min	M ₂ Nm	f _B						n ₂ 1/min	M ₂ Nm	f _B
51	140	1.45	27.85	BG20-../DSE08LA4	kg	3800	-	61	117	1.7
45.5	157	1.25	30.94	"	"	4000	-	55	130	1.55
42.5	168	1.2	33.33	"	"	4100	-	51	140	1.45
38	188	1.05	37.02	"	"	4300	-	45.5	157	1.25
34	210	0.95	41.76	"	"	4500	-	40.5	176	1.15
30.5	230	0.87	46.38	"	"	4700	-	36.5	196	1.0
29.5	240	0.83	47.92	"	"	4750	-	35.5	200	1.0
74	96	3.1	18.93	BG30-../DSE08LA4	25	4100	-	89	80	3.8
71	100	3.0	19.99	"	"	4200	-	85	84	3.6
64	111	2.7	22.18	"	"	4600	-	76	94	3.2
56	127	2.4	25.45	"	"	4850	-	67	106	2.8
50	143	2.1	28.24	"	"	5100	-	60	119	2.5
47	152	1.95	29.83	"	"	5200	-	57	125	2.4
42.5	168	1.8	33.09	"	"	5400	-	51	140	2.1
40	179	1.7	35.17	"	"	5500	-	48	149	2.0
36	198	1.5	39.02	"	"	5800	-	43.5	164	1.85
33	215	1.4	42.46	"	"	5900	-	40	179	1.7
30	235	1.3	47.11	"	"	6000	-	36	198	1.5
27	265	1.15	52.44	"	"	6000	-	32.5	220	1.35
24.5	290	1.05	58.18	"	"	6000	-	29	245	1.2
23.5	300	1.0	60.79	"	"	6000	-	28	255	1.2
21	340	0.88	67.44	"	"	6000	-	25	285	1.05
19.5	365	0.82	73.51	BG30Z-../DSE08LA4	28	6000	-	23	310	0.97
54	132	3.2	26.01	BG40-../DSE08LA4	40	6500	-	65	110	3.9
48	149	2.9	29.34	"	"	6800	-	58	123	3.5
43	166	2.6	32.57	"	"	7000	-	52	137	3.1
41	174	2.4	34.20	"	"	7000	-	49.5	144	3.0
37	193	2.2	37.96	"	"	7000	-	44.5	160	2.7
35	200	2.1	40.19	"	"	7000	-	42	170	2.5
31.5	225	1.9	44.62	"	"	7000	-	38	188	2.3
29	245	1.75	48.36	"	"	7000	-	35	200	2.1
26.5	270	1.55	53.69	"	"	7000	-	31.5	225	1.9
23.5	300	1.4	59.64	"	"	7000	-	28.5	250	1.7
21.5	330	1.3	66.20	"	"	7000	-	25.5	280	1.5
21	340	1.25	67.74	BG40Z-../DSE08LA4	43	7000	-	25	285	1.5
19	375	1.15	75.19	"	"	7000	-	22.5	315	1.35
17.5	405	1.05	82.00	"	"	7000	-	20.5	345	1.25
15.5	460	0.92	91.02	"	"	7000	-	18.5	385	1.1
14.5	490	0.87	96.86	"	"	7000	-	17.5	405	1.05
13.5	530	0.8	107.5	"	"	7000	-	16	445	0.96
37	193	3.3	37.89	BG50-../DSE08LA4	48	10000	-	44.5	160	3.9
33.5	210	3.0	42.00	"	"	10000	-	40	179	3.5
30	235	2.7	47.02	"	"	10000	-	36	198	3.2
27	265	2.4	52.12	"	"	10000	-	32.5	220	2.9
24	295	2.1	59.42	"	"	10000	-	28.5	250	2.5
21.5	330	1.9	65.86	"	"	10000	-	26	275	2.3
19.5	365	1.75	71.97	BG50Z-../DSE08LA4	52	10000	-	23.5	300	2.1
18	395	1.6	79.78	"	"	10000	-	21.5	330	1.9
15	475	1.35	95.58	"	"	10000	-	18	395	1.6
13.5	530	1.2	106.0	"	"	10000	-	16	445	1.4
11	650	0.97	128.9	"	"	10000	-	13.5	530	1.2
9.8	730	0.86	142.9	"	"	10000	-	12	590	1.05
18.5	385	3.1	75.71	BG60Z-../DSE08LA4	97	16000	-	22.5	315	3.8
15.5	460	2.6	91.09	"	"	16000	-	18.5	385	3.1
14	510	2.4	101.0	"	"	16000	-	17	420	2.9
12	590	2.0	119.2	"	"	16000	-	14.5	490	2.4
11	650	1.85	132.1	"	"	16000	-	13	550	2.2
8.9	800	1.5	158.0	"	"	16000	-	11	650	1.85
8.0	890	1.35	175.1	"	"	16000	-	9.6	740	1.6
6.9	1030	1.15	204.6	"	"	16000	-	8.3	860	1.4
6.2	1150	1.05	226.7	"	"	16000	-	7.5	950	1.25
5.7	1250	0.96	247.7	"	"	16000	-	6.8	1050	1.15
5.2	1370	0.88	274.5	"	"	16000	-	6.2	1150	1.05

P = 0.75 kW



50 Hz			i	Type	m	F _{RN}	F _{RV}	60 Hz		
n ₂ 1/min	M ₂ Nm	f _B						n ₂ 1/min	M ₂ Nm	f _B
5.1	1280	1.0	276.2	BG60G20-../DSE08LA4	105	16000	-	6.1	1050	1.25
4.6	1420	0.92	306.1	"	"	16000	-	5.5	1170	1.1
4.2	1560	0.83	334.3	"	"	16000	-	5.1	1260	1.05
9.6	740	3.1	147.2	BG70Z-../DSE08LA4	137	20000	-	11.5	620	3.7
8.6	830	2.8	163.8	"	"	20000	-	10.5	680	3.4
7.3	980	2.3	194.4	"	"	20000	-	8.7	820	2.8
6.7	1060	2.2	210.5	"	"	20000	-	8.0	890	2.6
5.7	1250	1.85	249.8	"	"	20000	-	6.8	1050	2.2
5.5	1190	2.1	255.5	BG70G20-../DSE08LA4	135	20000	-	6.6	970	2.6
5.1	1280	1.95	276.7	"	"	20000	-	6.1	1050	2.4
4.3	1520	1.65	328.4	"	"	20000	-	5.2	1230	2.0
3.7	1780	1.4	387.6	"	"	20000	-	4.4	1480	1.7
3.4	1980	1.25	417.8	"	"	20000	-	4.1	1620	1.55
2.9	2300	1.1	495.9	"	"	20000	-	3.4	1960	1.3
2.5	2700	0.93	577.3	"	"	20000	-	3.0	2200	1.15
2.2	3050	0.82	665.8	"	"	20000	-	2.6	2550	0.98
3.9	1490	3.1	360.0	BG80G40-../DSE08LA4	216	26000	-	4.7	1180	3.9
3.6	1610	2.9	399.8	"	"	26000	-	4.3	1290	3.6
3.3	1830	2.5	436.2	"	"	26000	-	3.9	1490	3.1
2.9	2050	2.2	484.3	"	"	26000	-	3.5	1670	2.8
2.5	2450	1.9	572.0	"	"	26000	-	3.0	2000	2.3
2.2	2750	1.65	657.8	"	"	26000	-	2.6	2250	2.0
2.0	3050	1.5	730.3	"	"	26000	-	2.4	2450	1.9
1.8	3450	1.35	817.4	"	"	26000	-	2.1	2850	1.6
1.6	3900	1.2	907.6	"	"	26000	-	1.9	3200	1.45
1.4	4550	1.0	1042	"	"	26000	-	1.7	3650	1.25
1.2	5400	0.85	1261	"	"	26000	-	1.4	4550	1.0
2.0	2900	3.2	714.2	BG90G50-../DSE08LA4	326	65000	-	2.4	2300	4.0
1.6	3800	2.4	883.7	"	"	65000	-	2.0	2900	3.2
1.2	5200	1.75	1174	"	"	65000	-	1.5	4100	2.2
1.1	5800	1.6	1301	"	"	65000	-	1.3	4800	1.9
0.9	7200	1.3	1583	"	"	65000	-	1.1	5800	1.6
0.8	8200	1.1	1756	"	"	65000	-	1.0	6400	1.45
1.0	5700	3.2	1444	BG100G50-../DSE08LA4	513	90000	-	1.2	4550	4.1
0.85	6800	2.7	1678	"	"	90000	-	1.1	4900	3.8
0.75	7700	2.4	1867	"	"	90000	-	0.9	6100	3.0
0.65	8900	2.1	2154	"	"	90000	-	0.8	6800	2.7
0.55	10600	1.75	2656	"	"	90000	-	0.65	8600	2.2
0.48	12600	1.45	2952	"	"	90000	-	0.6	9600	1.95
0.43	14100	1.3	3286	"	"	90000	-	0.55	10500	1.75
0.39	15800	1.15	3644	"	"	90000	-	0.47	12700	1.45

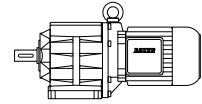
P = 1.1 kW

50 Hz			i	Type	m	F _{RN}	F _{RV}	60 Hz		
n ₂ 1/min	M ₂ Nm	f _B						n ₂ 1/min	M ₂ Nm	f _B
500	21	0.86	2.82	BG06-../DSE08XA4	19	470	-	600	17.5	1.05
560	18.7	3.0	2.52	BG10-../DSE08XA4	19	560	790	670	15.6	3.6
410	25.5	2.4	3.42	"	"	630	880	495	21	3.0
325	32	2.1	4.36	"	"	650	910	390	26.5	2.6
265	39.5	1.9	5.34	"	"	620	910	315	33	2.3
210	50	1.6	6.78	"	"	660	920	250	42	1.95
174	60	1.45	8.07	"	"	660	920	210	50	1.75
151	69	1.4	9.33	"	"	950	1330	181	58	1.65
136	77	1.3	10.34	"	"	1000	1400	163	64	1.55
118	89	1.2	11.92	"	"	1030	1440	141	74	1.4
106	99	1.1	13.21	"	"	1070	1490	128	82	1.35
97	108	1.05	14.58	"	"	1100	1540	116	90	1.25
87	120	0.98	16.15	"	"	1140	1590	105	100	1.15
76	138	0.87	18.51	"	"	1210	1690	91	115	1.05

BG 系列同轴减速电机

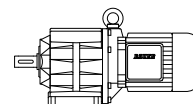
同轴减速电机 DSE - IE1 的选型表

P = 1.1 kW



50 Hz			i	Type	m	F _{RN}	F _{RV}	60 Hz		
n ₂	M ₂	f _B						n ₂	M ₂	f _B
1/min	Nm				kg	N	N	1/min	Nm	
320	32.5	3.2	4.38	BG20-../DSE08XA4	22	1990	-	385	27	3.9
260	40	2.9	5.49	"	"	2100	-	310	33.5	3.4
220	47.5	2.6	6.48	"	"	2250	-	260	40	3.1
175	60	2.3	8.02	"	"	2500	-	210	50	2.7
169	62	1.95	8.29	"	"	2250	-	205	51	2.4
158	66	2.2	8.91	"	"	2600	-	189	55	2.6
146	71	1.7	9.65	"	"	2250	-	175	60	2.0
133	78	1.95	10.54	"	"	2700	-	160	65	2.4
120	87	1.8	11.71	"	"	2800	-	144	72	2.2
106	99	1.7	13.21	"	"	2900	-	128	82	2.0
96	109	1.6	14.67	"	"	3050	-	115	91	1.9
90	116	1.55	15.58	"	"	3100	-	108	97	1.8
81	129	1.4	17.31	"	"	3200	-	98	107	1.7
71	147	1.35	19.95	"	"	3350	-	85	123	1.6
64	164	1.2	22.16	"	"	3500	-	76	138	1.45
61	172	1.15	23.22	"	"	3550	-	73	143	1.4
55	191	1.05	25.79	"	"	3700	-	66	159	1.25
51	205	0.98	27.85	"	"	3800	-	61	172	1.15
45.5	230	0.87	30.94	"	"	4000	-	55	191	1.05
42.5	245	0.82	33.33	"	"	4100	-	51	205	0.98
119	88	3.1	11.82	BG30-../DSE08XA4	26	3200	-	143	73	3.8
102	102	2.9	13.77	"	"	3150	-	123	85	3.5
92	114	2.6	15.27	"	"	3450	-	111	94	3.2
83	126	2.4	17.06	"	"	3700	-	99	106	2.8
74	141	2.1	18.93	"	"	4100	-	89	118	2.5
71	147	2.0	19.99	"	"	4200	-	85	123	2.4
64	164	1.85	22.18	"	"	4600	-	76	138	2.2
56	187	1.6	25.45	"	"	4850	-	67	156	1.9
50	210	1.45	28.24	"	"	5100	-	60	175	1.7
47	220	1.35	29.83	"	"	5200	-	57	184	1.65
42.5	245	1.2	33.09	"	"	5400	-	51	205	1.45
40	260	1.15	35.17	"	"	5500	-	48	215	1.4
36	290	1.05	39.02	"	"	5800	-	43.5	240	1.25
33	315	0.95	42.46	"	"	5900	-	40	260	1.15
30	350	0.86	47.11	"	"	6000	-	36	290	1.05
77	136	3.1	18.19	BG40-../DSE08XA4	41	5600	-	93	112	3.8
71	147	2.9	19.84	"	"	5800	-	85	123	3.5
64	164	2.6	22.02	"	"	6000	-	77	136	3.1
60	175	2.4	23.43	"	"	6200	-	72	145	2.9
54	194	2.2	26.01	"	"	6500	-	65	161	2.6
48	215	2.0	29.34	"	"	6800	-	58	181	2.3
43	240	1.75	32.57	"	"	7000	-	52	200	2.1
41	255	1.65	34.20	"	"	7000	-	49.5	210	2.0
37	280	1.5	37.96	"	"	7000	-	44.5	235	1.8
35	300	1.4	40.19	"	"	7000	-	42	250	1.7
31.5	330	1.3	44.62	"	"	7000	-	38	275	1.55
29	360	1.2	48.36	"	"	7000	-	35	300	1.4
26.5	395	1.1	53.69	"	"	7000	-	31.5	330	1.3
23.5	445	0.96	59.64	"	"	7000	-	28.5	365	1.15
21.5	485	0.88	66.20	"	"	7000	-	25.5	410	1.05
21	500	0.85	67.74	BG40Z-../DSE08XA4	44	7000	-	25	420	1.0
47.5	220	2.9	29.62	BG50-../DSE08XA4	48	8000	-	57	184	3.4
43	240	2.6	32.84	"	"	8700	-	52	200	3.2
37	280	2.3	37.89	"	"	10000	-	44.5	235	2.7
33.5	310	2.0	42.00	"	"	10000	-	40	260	2.4
30	350	1.8	47.02	"	"	10000	-	36	290	2.2
27	385	1.65	52.12	"	"	10000	-	32.5	320	1.95
24	435	1.45	59.42	"	"	10000	-	28.5	365	1.75
21.5	485	1.3	65.86	"	"	10000	-	26	400	1.6
19.5	530	1.2	71.97	BG50Z-../DSE08XA4	53	10000	-	23.5	445	1.4
18	580	1.1	79.78	"	"	10000	-	21.5	485	1.3
15	700	0.9	95.58	"	"	10000	-	18	580	1.1
13.5	770	0.82	106.0	"	"	10000	-	16	650	0.97

P = 1.1 kW



6

50 Hz			i	Type	m	F _{RN}	F _{RV}	60 Hz		
n ₂	M ₂	f _B						n ₂	M ₂	f _B
1/min	Nm				kg	N	N	1/min	Nm	
20.5	510	2.4	68.32	BG60Z-../DSE08XA4	98	16000	-	25	420	2.9
18.5	560	2.1	75.71	"	"	16000	-	22.5	465	2.6
15.5	670	1.8	91.09	"	"	16000	-	18.5	560	2.1
14	750	1.6	101.0	"	"	16000	-	17	610	1.95
12	870	1.4	119.2	"	"	16000	-	14.5	720	1.65
11	950	1.25	132.1	"	"	16000	-	13	800	1.5
8.9	1180	1.0	158.0	"	"	16000	-	11	950	1.25
8.0	1310	0.92	175.1	"	"	16000	-	9.6	1090	1.1
15	700	3.3	95.74	BG70Z-../DSE08XA4	138	20000	-	18	580	4.0
12.5	840	2.7	113.6	"	"	20000	-	15	700	3.3
11.5	910	2.5	124.0	"	"	20000	-	14	750	3.1
9.6	1090	2.1	147.2	"	"	20000	-	11.5	910	2.5
8.6	1220	1.9	163.8	"	"	20000	-	10.5	1000	2.3
7.3	1430	1.6	194.4	"	"	20000	-	8.7	1200	1.9
6.7	1560	1.45	210.5	"	"	20000	-	8.0	1310	1.75
5.7	1840	1.25	249.8	"	"	20000	-	6.8	1540	1.5
5.5	1800	1.4	255.5	BG70G20-../DSE08XA4	136	20000	-	6.6	1480	1.7
5.1	1940	1.3	276.7	"	"	20000	-	6.1	1600	1.55
4.3	2300	1.1	328.4	"	"	20000	-	5.2	1880	1.35
3.7	2650	0.94	387.6	"	"	20000	-	4.4	2200	1.15
3.4	2950	0.85	417.8	"	"	20000	-	4.1	2400	1.05
6.2	1410	3.3	227.2	BG80G40-../DSE08XA4	217	26000	-	7.4	1140	4.0
5.6	1560	2.9	252.3	"	"	26000	-	6.7	1250	3.7
5.0	1790	2.6	282.8	"	"	26000	-	6.0	1440	3.2
4.5	1990	2.3	314.0	"	"	26000	-	5.4	1600	2.9
3.9	2350	1.95	360.0	"	"	26000	-	4.7	1890	2.4
3.6	2500	1.85	399.8	"	"	26000	-	4.3	2050	2.2
3.3	2800	1.65	436.2	"	"	26000	-	3.9	2350	1.95
2.9	3200	1.45	484.3	"	"	26000	-	3.5	2600	1.75
2.5	3800	1.2	572.0	"	"	26000	-	3.0	3100	1.5
2.2	4250	1.1	657.8	"	"	26000	-	2.6	3550	1.3
2.0	4750	0.97	730.3	"	"	26000	-	2.4	3850	1.2
1.8	5300	0.87	817.4	"	"	26000	-	2.1	4450	1.05
3.3	2750	3.3	435.8	BG90G50-../DSE08XA4	327	65000	-	3.9	2300	4.0
2.8	3250	2.8	504.7	"	"	65000	-	3.4	2600	3.5
2.4	3800	2.4	588.8	"	"	65000	-	2.9	3050	3.0
2.2	4150	2.2	644.7	"	"	65000	-	2.7	3250	2.8
2.0	4600	2.0	714.2	"	"	65000	-	2.4	3700	2.5
1.6	5800	1.6	883.7	"	"	65000	-	2.0	4550	2.0
1.2	8000	1.15	1174	"	"	65000	-	1.5	6300	1.45
1.1	8800	1.05	1301	"	"	65000	-	1.3	7400	1.25
1.4	6100	3.0	1043	BG100G50-../DSE08XA4	514	90000	-	1.7	4750	3.9
1.2	7100	2.6	1204	"	"	90000	-	1.4	5800	3.2
1.0	9100	2.0	1444	"	"	90000	-	1.2	7300	2.5
0.85	10700	1.75	1678	"	"	90000	-	1.1	7900	2.3
0.75	12200	1.5	1867	"	"	90000	-	0.9	9800	1.9
0.65	14100	1.3	2154	"	"	90000	-	0.8	11000	1.7
0.55	16700	1.1	2656	"	"	90000	-	0.65	13700	1.35

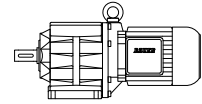
P = 1.5 kW

50 Hz			i	Type	m	F _{RN}	F _{RV}	60 Hz		
n ₂	M ₂	f _B						n ₂	M ₂	f _B
1/min	Nm				kg	N	N	1/min	Nm	
570	25	2.2	2.52	BG10-../DSE09LA4	26	560	790	680	21	2.7
420	34	1.8	3.42	"	"	630	880	500	28.5	2.2
330	43	1.6	4.36	"	"	650	910	395	36	1.9
270	53	1.4	5.34	"	"	620	910	325	44	1.7
210	68	1.2	6.78	"	"	660	920	255	56	1.45
176	81	1.1	8.07	"	"	660	920	215	66	1.35
153	93	1.05	9.33	"	"	950	1330	184	77	1.25
138	103	0.96	10.34	"	"	1000	1400	166	86	1.15

BG 系列同轴减速电机

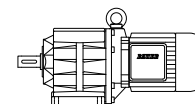
同轴减速电机 DSE - IE1 的选型表

P = 1.5 kW



50 Hz			i	Type	m	F _{RN}	F _{RV}	60 Hz		
n ₂	M ₂	f _B						n ₂	M ₂	f _B
1/min	Nm				kg	N	N	1/min	Nm	
120	119	0.88	11.92	BG10-../DSE09LA4	"	1030	1440	144	99	1.05
108	132	0.83	13.21	"	"	1070	1490	130	110	1.0
430	33	2.8	3.33	BG20-../DSE09LA4	28	1830	-	520	27.5	3.3
325	44	2.4	4.38	"	"	1990	-	395	36	2.9
260	55	2.1	5.49	"	"	2100	-	315	45	2.6
220	65	1.9	6.48	"	"	2250	-	265	54	2.3
178	80	1.7	8.02	"	"	2500	-	215	66	2.1
172	83	1.45	8.29	"	"	2250	-	210	68	1.8
160	89	1.6	8.91	"	"	2600	-	192	74	1.95
148	96	1.25	9.65	"	"	2250	-	178	80	1.55
135	106	1.45	10.54	"	"	2700	-	163	87	1.75
122	117	1.35	11.71	"	"	2800	-	147	97	1.65
108	132	1.25	13.21	"	"	2900	-	130	110	1.5
97	147	1.15	14.67	"	"	3050	-	117	122	1.4
92	155	1.15	15.58	"	"	3100	-	110	130	1.35
83	172	1.05	17.31	"	"	3200	-	99	144	1.25
72	198	0.98	19.95	"	"	3350	-	86	166	1.15
65	220	0.91	22.16	"	"	3500	-	78	183	1.1
62	230	0.87	23.22	"	"	3550	-	74	193	1.05
215	66	3.3	6.75	BG30-../DSE09LA4	33	1760	-	255	56	3.9
180	79	2.7	7.91	"	"	1760	-	220	65	3.3
166	86	2.9	8.60	"	"	2800	-	199	71	3.5
149	96	2.6	9.55	"	"	3000	-	180	79	3.2
134	106	2.5	10.65	"	"	2950	-	161	88	3.0
121	118	2.3	11.82	"	"	3200	-	145	98	2.8
104	137	2.1	13.77	"	"	3150	-	125	114	2.6
93	154	1.95	15.27	"	"	3450	-	112	127	2.4
84	170	1.75	17.06	"	"	3700	-	101	141	2.1
76	188	1.6	18.93	"	"	4100	-	91	157	1.9
72	198	1.5	19.99	"	"	4200	-	86	166	1.8
65	220	1.35	22.18	"	"	4600	-	78	183	1.65
56	255	1.2	25.45	"	"	4850	-	68	210	1.45
51	280	1.05	28.24	"	"	5100	-	61	230	1.3
48	295	1.0	29.83	"	"	5200	-	58	245	1.2
43	330	0.91	33.09	"	"	5400	-	52	275	1.1
40.5	350	0.86	35.17	"	"	5500	-	49	290	1.05
158	90	3.3	9.00	BG40-../DSE09LA4	47	2650	-	190	75	3.9
111	129	3.2	12.86	"	"	4500	-	133	107	3.8
100	143	2.9	14.28	"	"	4900	-	120	119	3.5
87	164	2.6	16.39	"	"	5300	-	105	136	3.1
79	181	2.3	18.19	"	"	5600	-	95	150	2.8
72	198	2.1	19.84	"	"	5800	-	87	164	2.6
65	220	1.95	22.02	"	"	6000	-	78	183	2.3
61	230	1.85	23.43	"	"	6200	-	73	196	2.2
55	260	1.65	26.01	"	"	6500	-	66	215	2.0
48.5	295	1.45	29.34	"	"	6800	-	59	240	1.75
44	325	1.3	32.57	"	"	7000	-	53	270	1.55
42	340	1.25	34.20	"	"	7000	-	50	285	1.5
37.5	380	1.1	37.96	"	"	7000	-	45.5	310	1.35
35.5	400	1.05	40.19	"	"	7000	-	43	330	1.3
32	445	0.96	44.62	"	"	7000	-	38.5	370	1.15
29.5	485	0.88	48.36	"	"	7000	-	35.5	400	1.05
65	220	2.9	21.96	BG50-../DSE09LA4	55	8000	-	78	183	3.4
59	240	2.6	24.34	"	"	8700	-	71	200	3.2
48	295	2.1	29.62	"	"	8000	-	58	245	2.6
43.5	325	1.95	32.84	"	"	8700	-	53	270	2.3
37.5	380	1.65	37.89	"	"	10000	-	45.5	310	2.0
34	420	1.5	42.00	"	"	10000	-	41	345	1.85
30.5	465	1.35	47.02	"	"	10000	-	36.5	390	1.6
27.5	520	1.2	52.12	"	"	10000	-	33	430	1.45
24	590	1.05	59.42	"	"	10000	-	29	490	1.3
22	650	0.97	65.86	"	"	10000	-	26	550	1.15

P = 1.5 kW

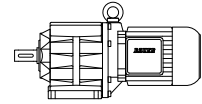


50 Hz			i	Type	m	F _{RN}	F _{RV}	60 Hz		
n ₂	M ₂	f _B						n ₂	M ₂	f _B
1/min	Nm				kg	N	N	1/min	Nm	
20	710	0.89	71.97	BG50Z-../DSE09LA4	60	10000	-	24	590	1.05
18	790	0.8	79.78	"	"	10000	-	21.5	660	0.95
37	385	3.1	38.85	BG60-../DSE09LA4	86	16000	-	44.5	320	3.8
33	430	2.8	43.05	"	"	16000	-	40	355	3.4
28.5	500	2.4	50.31	"	"	16000	-	34	420	2.9
25.5	560	2.1	55.76	"	"	16000	-	31	460	2.6
23.5	600	2.0	60.90	"	"	16000	-	28.5	500	2.4
21.5	660	1.8	67.49	"	"	16000	-	25.5	560	2.1
21	680	1.75	68.32	BG60Z-../DSE09LA4	105	16000	-	25.5	560	2.1
19	750	1.6	75.71	"	"	16000	-	23	620	1.95
16	890	1.35	91.09	"	"	16000	-	19	750	1.6
14.5	980	1.2	101.0	"	"	16000	-	17	840	1.45
12	1190	1.0	119.2	"	"	16000	-	14.5	980	1.2
11	1300	0.92	132.1	"	"	16000	-	13	1100	1.1
19.5	730	3.2	73.82	BG70Z-../DSE09LA4	145	20000	-	23.5	600	3.8
16.5	860	2.7	87.61	"	"	20000	-	20	710	3.2
15	950	2.4	95.74	"	"	20000	-	18	790	2.9
12.5	1140	2.0	113.6	"	"	20000	-	15.5	920	2.5
11.5	1240	1.85	124.0	"	"	20000	-	14	1020	2.3
9.7	1470	1.55	147.2	"	"	20000	-	12	1190	1.95
8.7	1640	1.4	163.8	"	"	20000	-	10.5	1360	1.7
7.4	1930	1.2	194.4	"	"	20000	-	8.8	1620	1.4
6.8	2100	1.1	210.5	"	"	20000	-	8.2	1740	1.3
5.7	2500	0.92	249.8	"	"	20000	-	6.9	2050	1.1
5.6	2450	1.0	255.5	BG70G20-../DSE09LA4	142	20000	-	6.7	2000	1.25
5.2	2600	0.96	276.7	"	"	20000	-	6.2	2150	1.15
4.4	3100	0.81	328.4	"	"	20000	-	5.3	2550	0.98
9.8	1460	2.9	145.4	BG80Z-../DSE09LA4	213	26000	-	12	1190	3.5
8.8	1620	2.6	161.5	"	"	26000	-	11	1300	3.2
7.7	1860	2.3	186.8	"	"	26000	-	9.2	1550	2.7
6.9	2050	2.0	207.4	"	"	26000	-	8.3	1720	2.4
6.3	1990	2.3	227.2	BG80G40-../DSE09LA4	224	26000	-	7.6	1600	2.9
5.7	2200	2.1	252.3	"	"	26000	-	6.8	1790	2.6
5.1	2500	1.85	282.8	"	"	26000	-	6.1	2000	2.3
4.6	2750	1.65	314.0	"	"	26000	-	5.5	2250	2.0
4.0	3200	1.45	360.0	"	"	26000	-	4.8	2600	1.75
3.6	3600	1.3	399.8	"	"	26000	-	4.3	2950	1.55
3.3	4000	1.15	436.2	"	"	26000	-	4.0	3200	1.45
3.0	4350	1.05	484.3	"	"	26000	-	3.6	3600	1.3
2.5	5300	0.87	572.0	"	"	26000	-	3.0	4350	1.05
4.0	3050	3.0	360.3	BG90G50-../DSE09LA4	334	65000	-	4.8	2500	3.7
3.3	3950	2.3	435.8	"	"	65000	-	4.0	3150	2.9
2.9	4450	2.1	504.7	"	"	65000	-	3.4	3700	2.5
2.5	5100	1.8	588.8	"	"	65000	-	3.0	4200	2.2
2.3	5600	1.65	644.7	"	"	65000	-	2.7	4650	2.0
2.0	6500	1.4	714.2	"	"	65000	-	2.4	5300	1.75
1.7	7700	1.2	883.7	"	"	65000	-	2.0	6400	1.45
1.3	10300	0.89	1174	"	"	65000	-	1.5	8800	1.05
2.5	5700	3.2	591.1	BG100Z-../DSE09LA4	522	90000	-	2.9	4900	3.8
2.2	6500	2.8	658.1	"	"	90000	-	2.6	5500	3.4
1.9	7500	2.5	759.0	"	"	90000	-	2.3	6200	3.0
1.7	8400	2.2	845.1	"	"	90000	-	2.1	6800	2.7
1.5	7900	2.3	976.1	BG100G50-../DSE09LA4	521	90000	-	1.8	6300	2.9
1.4	8800	2.1	1043	"	"	90000	-	1.7	7000	2.6
1.2	10300	1.8	1204	"	"	90000	-	1.5	7900	2.3
1.0	12900	1.45	1444	"	"	90000	-	1.2	10500	1.75
0.85	15200	1.2	1678	"	"	90000	-	1.1	11400	1.6
0.8	16100	1.15	1867	"	"	90000	-	0.95	13200	1.4
0.7	18400	1.0	2154	"	"	90000	-	0.8	15800	1.15

BG 系列同轴减速电机

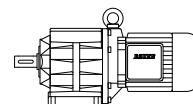
同轴减速电机 DSE - IE1 的选型表

P = 2.2 kW



50 Hz			i	Type	m	F _{RN}	F _{RV}	60 Hz		
n ₂	M ₂	f _B						n ₂	M ₂	f _B
1/min	Nm				kg	N	N	1/min	Nm	
570	36.5	1.55	2.52	BG10-../DSE09XA4	30	560	790	680	30.5	1.85
420	50	1.25	3.42	"	"	630	880	500	42	1.5
330	63	1.1	4.36	"	"	650	910	395	53	1.3
270	77	0.97	5.34	"	"	620	910	325	64	1.15
210	100	0.81	6.78	"	"	660	920	255	82	0.99
570	36.5	2.3	2.52	BG20-../DSE09XA4	32	1660	-	680	30.5	2.8
430	48.5	1.9	3.33	"	"	1830	-	520	40	2.3
325	64	1.65	4.38	"	"	1990	-	395	53	1.95
260	80	1.45	5.49	"	"	2100	-	315	66	1.75
220	95	1.3	6.48	"	"	2250	-	265	79	1.55
178	118	1.15	8.02	"	"	2500	-	215	97	1.4
172	122	1.0	8.29	"	"	2250	-	210	100	1.2
160	131	1.1	8.91	"	"	2600	-	192	109	1.3
148	141	0.87	9.65	"	"	2250	-	178	118	1.05
135	155	0.99	10.54	"	"	2700	-	163	128	1.2
122	172	0.92	11.71	"	"	2800	-	147	142	1.1
108	194	0.86	13.21	"	"	2900	-	130	161	1.05
97	215	0.8	14.67	"	"	3050	-	117	179	0.96
540	38.5	3.3	2.67	BG30-../DSE09XA4	37	1450	-	650	32	4.0
420	50	2.8	3.40	"	"	1580	-	510	41	3.4
340	61	2.8	4.21	"	"	1630	-	410	51	3.4
265	79	2.5	5.44	"	"	1670	-	315	66	3.0
215	97	2.2	6.75	"	"	1760	-	255	82	2.6
180	116	1.85	7.91	"	"	1760	-	220	95	2.3
166	126	1.95	8.60	"	"	2800	-	199	105	2.3
149	141	1.8	9.55	"	"	3000	-	180	116	2.2
134	156	1.7	10.65	"	"	2950	-	161	130	2.0
121	173	1.6	11.82	"	"	3200	-	145	144	1.9
104	200	1.45	13.77	"	"	3150	-	125	168	1.75
93	225	1.35	15.27	"	"	3450	-	112	187	1.6
84	250	1.2	17.06	"	"	3700	-	101	205	1.45
76	275	1.1	18.93	"	"	4100	-	91	230	1.3
72	290	1.05	19.99	"	"	4200	-	86	240	1.25
65	320	0.94	22.18	"	"	4600	-	78	265	1.15
56	375	0.8	25.45	"	"	4850	-	68	305	0.98
230	91	3.2	6.29	BG40-../DSE09XA4	51	2600	-	275	76	3.9
187	112	2.6	7.62	"	"	2650	-	225	93	3.2
171	122	2.8	8.31	"	"	4100	-	210	100	3.4
158	132	2.2	9.00	"	"	2650	-	190	110	2.7
154	136	2.6	9.23	"	"	4350	-	186	112	3.2
138	152	2.5	10.35	"	"	4350	-	166	126	3.0
124	169	2.3	11.49	"	"	4600	-	149	141	2.8
111	189	2.2	12.86	"	"	4500	-	133	157	2.6
100	210	2.0	14.28	"	"	4900	-	120	175	2.4
87	240	1.75	16.39	"	"	5300	-	105	200	2.1
79	265	1.6	18.19	"	"	5600	-	95	220	1.95
72	290	1.45	19.84	"	"	5800	-	87	240	1.75
65	320	1.35	22.02	"	"	6000	-	78	265	1.6
61	340	1.25	23.43	"	"	6200	-	73	285	1.5
55	380	1.1	26.01	"	"	6500	-	66	315	1.35
48.5	430	0.99	29.34	"	"	6800	-	59	355	1.2
44	475	0.89	32.57	"	"	7000	-	53	395	1.1
42	500	0.85	34.20	"	"	7000	-	50	420	1.0
118	178	3.2	12.06	BG50-../DSE09XA4	59	5700	-	142	147	3.9
107	196	3.0	13.36	"	"	6100	-	128	164	3.6
86	240	2.6	16.53	"	"	6500	-	104	200	3.2
78	265	2.4	18.33	"	"	7200	-	94	220	2.9
65	320	1.95	21.96	"	"	8000	-	78	265	2.4
59	355	1.75	24.34	"	"	8700	-	71	295	2.1
48	435	1.45	29.62	"	"	8000	-	58	360	1.75
43.5	480	1.3	32.84	"	"	8700	-	53	395	1.6
37.5	560	1.15	37.89	"	"	10000	-	45.5	460	1.35

P = 2.2 kW



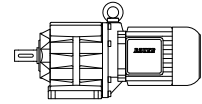
6

50 Hz			i	Type	m	F _{RN}	F _{RV}	60 Hz		
n ₂	M ₂	f _B						n ₂	M ₂	f _B
1/min	Nm				kg	N	N	1/min	Nm	
34	610	1.05	42.00	BG50-../DSE09XA4	"	10000	-	41	510	1.25
30.5	680	0.93	47.02	"	"	10000	-	36.5	570	1.1
27.5	760	0.83	52.12	"	"	10000	-	33	630	1.0
58	360	3.3	24.82	BG60-../DSE09XA4	90	13800	-	69	300	4.0
48.5	430	2.8	29.31	"	"	14800	-	59	355	3.4
44	475	2.5	32.48	"	"	15400	-	53	395	3.0
37	560	2.1	38.85	"	"	16000	-	44.5	470	2.6
33	630	1.9	43.05	"	"	16000	-	40	520	2.3
28.5	730	1.65	50.31	"	"	16000	-	34	610	1.95
25.5	820	1.45	55.76	"	"	16000	-	31	670	1.8
23.5	890	1.35	60.90	"	"	16000	-	28.5	730	1.65
21.5	970	1.25	67.49	"	"	16000	-	25.5	820	1.45
21	1000	1.2	68.32	BG60Z-../DSE09XA4	109	16000	-	25.5	820	1.45
19	1100	1.1	75.71	"	"	16000	-	23	910	1.3
16	1310	0.92	91.09	"	"	16000	-	19	1100	1.1
14.5	1440	0.83	101.0	"	"	16000	-	17	1230	0.98
28.5	730	3.2	50.40	BG70-../DSE09XA4	128	20000	-	34	610	3.8
24	870	2.6	59.82	"	"	20000	-	29	720	3.2
22	950	2.4	64.85	BG70Z-../DSE09XA4	149	20000	-	26.5	790	2.9
19.5	1070	2.1	73.82	"	"	20000	-	23.5	890	2.6
16.5	1270	1.8	87.61	"	"	20000	-	20	1050	2.2
15	1400	1.65	95.74	"	"	20000	-	18	1160	2.0
12.5	1680	1.35	113.6	"	"	20000	-	15.5	1350	1.7
11.5	1820	1.25	124.0	"	"	20000	-	14	1500	1.55
9.7	2150	1.05	147.2	"	"	20000	-	12	1750	1.3
8.7	2400	0.96	163.8	"	"	20000	-	10.5	2000	1.15
7.4	2800	0.82	194.4	"	"	20000	-	8.8	2350	0.98
15.5	1350	3.1	93.89	BG80Z-../DSE09XA4	217	26000	-	18.5	1130	3.7
13	1610	2.6	112.4	"	"	26000	-	15.5	1350	3.1
11.5	1820	2.3	124.8	"	"	26000	-	14	1500	2.8
9.8	2100	2.0	145.4	"	"	26000	-	12	1750	2.4
8.8	2350	1.8	161.5	"	"	26000	-	11	1910	2.2
7.7	2700	1.55	186.8	"	"	26000	-	9.2	2250	1.85
6.9	3000	1.4	207.4	"	"	26000	-	8.3	2500	1.7
6.3	3050	1.5	227.2	BG80G40-../DSE09XA4	228	26000	-	7.6	2450	1.9
5.7	3350	1.35	252.3	"	"	26000	-	6.8	2750	1.65
5.1	3800	1.2	282.8	"	"	26000	-	6.1	3100	1.5
4.6	4200	1.1	314.0	"	"	26000	-	5.5	3450	1.35
4.0	4900	0.94	360.0	"	"	26000	-	4.8	4000	1.15
3.6	5400	0.85	399.8	"	"	26000	-	4.3	4500	1.0
8.0	2600	3.2	178.5	BG90Z-../DSE09XA4	327	65000	-	9.6	2150	3.9
6.9	3000	2.8	208.3	"	"	65000	-	8.3	2500	3.4
6.3	3300	2.5	228.1	"	"	65000	-	7.5	2800	3.0
5.5	3350	2.7	262.5	BG90G50-../DSE09XA4	338	65000	-	6.6	2750	3.3
4.8	4050	2.3	298.8	"	"	65000	-	5.8	3300	2.8
4.0	4750	1.95	360.3	"	"	65000	-	4.8	3850	2.4
3.3	5900	1.55	435.8	"	"	65000	-	4.0	4850	1.9
2.9	6700	1.35	504.7	"	"	65000	-	3.4	5600	1.65
2.5	7800	1.2	588.8	"	"	65000	-	3.0	6400	1.45
2.3	8500	1.1	644.7	"	"	65000	-	2.7	7100	1.3
2.0	9800	0.94	714.2	"	"	65000	-	2.4	8100	1.15
3.2	6500	2.8	456.7	BG100Z-../DSE09XA4	526	90000	-	3.8	5500	3.4
2.8	7500	2.5	508.5	"	"	90000	-	3.4	6100	3.0
2.5	8400	2.2	591.1	"	"	90000	-	2.9	7200	2.6
2.2	9500	1.95	658.1	"	"	90000	-	2.6	8000	2.3
1.9	11000	1.7	759.0	"	"	90000	-	2.3	9100	2.0
1.7	12300	1.5	845.1	"	"	90000	-	2.1	10000	1.85
1.5	12400	1.5	976.1	BG100G50-../DSE09XA4	525	90000	-	1.8	10000	1.85
1.4	13600	1.35	1043	"	"	90000	-	1.7	10900	1.7
1.2	15800	1.15	1204	"	"	90000	-	1.5	12300	1.5
1.0	19600	0.94	1444	"	"	90000	-	1.2	16100	1.15

BG 系列同轴减速电机

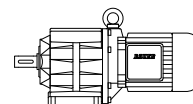
同轴减速电机 DSE - IE1 的选型表

P = 3 kW



50 Hz			i	Type	m	F _{RN}	F _{RV}	60 Hz		
n ₂	M ₂	f _B						n ₂	M ₂	f _B
1/min	Nm				kg	N	N	1/min	Nm	
540	53	2.4	2.67	BG30-../DSE11SA4	40	1450	-	650	44	2.9
420	68	2.0	3.40	"	"	1580	-	510	56	2.5
340	84	2.0	4.21	"	"	1630	-	410	69	2.5
265	108	1.85	5.44	"	"	1670	-	315	90	2.2
215	133	1.65	6.75	"	"	1760	-	255	112	1.95
180	159	1.35	7.91	"	"	1760	-	220	130	1.65
166	172	1.45	8.60	"	"	2800	-	199	143	1.7
149	192	1.3	9.55	"	"	3000	-	180	159	1.6
134	210	1.25	10.65	"	"	2950	-	161	177	1.5
121	235	1.15	11.82	"	"	3200	-	145	197	1.4
104	275	1.05	13.77	"	"	3150	-	125	225	1.3
93	305	0.98	15.27	"	"	3450	-	112	255	1.2
84	340	0.88	17.06	"	"	3700	-	101	280	1.05
76	375	0.8	18.93	"	"	4100	-	91	310	0.97
360	79	3.1	3.97	BG40-../DSE11SA4	59	2400	-	435	65	3.8
290	98	2.7	4.94	"	"	2450	-	350	81	3.3
230	124	2.4	6.29	"	"	2600	-	275	104	2.8
187	153	1.95	7.62	"	"	2650	-	225	127	2.3
171	167	2.1	8.31	"	"	4100	-	210	136	2.5
158	181	1.65	9.00	"	"	2650	-	190	150	1.95
154	186	1.9	9.23	"	"	4350	-	186	154	2.3
138	205	1.85	10.35	"	"	4350	-	166	172	2.2
124	230	1.7	11.49	"	"	4600	-	149	192	2.0
111	255	1.6	12.86	"	"	4500	-	133	215	1.9
100	285	1.5	14.28	"	"	4900	-	120	235	1.8
87	325	1.3	16.39	"	"	5300	-	105	270	1.55
79	360	1.2	18.19	"	"	5600	-	95	300	1.4
72	395	1.1	19.84	"	"	5800	-	87	325	1.3
65	440	0.97	22.02	"	"	6000	-	78	365	1.15
61	465	0.91	23.43	"	"	6200	-	73	390	1.1
55	520	0.82	26.01	"	"	6500	-	66	430	0.99
164	174	2.9	8.70	BG50-../DSE11SA4	69	5300	-	197	145	3.5
148	193	2.7	9.65	"	"	5600	-	178	160	3.3
118	240	2.4	12.06	"	"	5700	-	142	200	2.9
107	265	2.2	13.36	"	"	6100	-	128	220	2.7
86	330	1.9	16.53	"	"	6500	-	104	275	2.3
78	365	1.75	18.33	"	"	7200	-	94	300	2.1
65	440	1.45	21.96	"	"	8000	-	78	365	1.75
59	485	1.3	24.34	"	"	8700	-	71	400	1.6
48	590	1.05	29.62	"	"	8000	-	58	490	1.3
43.5	650	0.97	32.84	"	"	8700	-	53	540	1.15
37.5	760	0.83	37.89	"	"	10000	-	45.5	620	1.0
85	335	3.3	16.80	BG60-../DSE11SA4	101	12000	-	102	280	4.0
77	370	3.1	18.62	"	"	12400	-	92	310	3.7
64	445	2.7	22.40	"	"	13300	-	77	370	3.2
58	490	2.4	24.82	"	"	13800	-	69	415	2.9
48.5	590	2.0	29.31	"	"	14800	-	59	485	2.5
44	650	1.85	32.48	"	"	15400	-	53	540	2.2
37	770	1.55	38.85	"	"	16000	-	44.5	640	1.9
33	860	1.4	43.05	"	"	16000	-	40	710	1.7
28.5	1000	1.2	50.31	"	"	16000	-	34	840	1.45
25.5	1120	1.05	55.76	"	"	16000	-	31	920	1.3
23.5	1210	0.99	60.90	"	"	16000	-	28.5	1000	1.2
21.5	1330	0.9	67.49	"	"	16000	-	25.5	1120	1.05
21	1360	0.88	68.32	BG60Z-../DSE11SA4	117	16000	-	25.5	1120	1.05
19	1500	0.8	75.71	"	"	16000	-	23	1240	0.97
40.5	700	3.3	35.24	BG70-../DSE11SA4	132	18300	-	49	580	4.0
36.5	780	2.9	39.22	"	"	19100	-	44	650	3.5
31	920	2.5	46.54	"	"	20000	-	37	770	3.0
28.5	1000	2.3	50.40	"	"	20000	-	34	840	2.7
24	1190	1.95	59.82	"	"	20000	-	29	980	2.3

P = 3 kW



6

50 Hz			i	Type	m	F _{RN}	F _{RV}	60 Hz		
n ₂	M ₂	f _B						n ₂	M ₂	f _B
1/min	Nm				kg	N	N	1/min	Nm	
22	1300	1.75	64.85	BG70Z-../DSE11SA4	158	20000	-	26.5	1080	2.1
19.5	1460	1.6	73.82	"	"	20000	-	23.5	1210	1.9
16.5	1730	1.35	87.61	"	"	20000	-	20	1430	1.6
15	1910	1.2	95.74	"	"	20000	-	18	1590	1.45
12.5	2250	1.0	113.6	"	"	20000	-	15.5	1840	1.25
11.5	2450	0.94	124.0	"	"	20000	-	14	2000	1.15
22.5	1270	3.3	63.56	BG80-../DSE11SA4	186	26000	-	27	1060	4.0
21.5	1330	3.2	66.40	BG80Z-../DSE11SA4	228	26000	-	26	1100	3.8
19.5	1460	2.9	73.73	"	"	26000	-	23.5	1210	3.5
17	1680	2.5	84.55	"	"	26000	-	20.5	1390	3.0
15.5	1840	2.3	93.89	"	"	26000	-	18.5	1540	2.7
13	2200	1.9	112.4	"	"	26000	-	15.5	1840	2.3
11.5	2450	1.7	124.8	"	"	26000	-	14	2000	2.1
9.8	2900	1.45	145.4	"	"	26000	-	12	2350	1.8
8.8	3250	1.3	161.5	"	"	26000	-	11	2600	1.6
7.7	3700	1.15	186.8	"	"	26000	-	9.2	3100	1.35
6.9	4150	1.0	207.4	"	"	26000	-	8.3	3450	1.2
6.3	4250	1.1	227.2	BG80G40-../DSE11SA4	236	26000	-	7.6	3450	1.35
5.7	4700	0.98	252.3	"	"	26000	-	6.8	3900	1.2
5.1	5300	0.87	282.8	"	"	26000	-	6.1	4350	1.05
10.5	2700	3.1	139.2	BG90Z-../DSE11SA4	330	65000	-	12.5	2250	3.7
8.8	3250	2.6	163.0	"	"	65000	-	10.5	2700	3.1
8.0	3550	2.4	178.5	"	"	65000	-	9.6	2950	2.8
6.9	4150	2.0	208.3	"	"	65000	-	8.3	3450	2.4
6.3	4500	1.85	228.1	"	"	65000	-	7.5	3800	2.2
5.5	4750	1.95	262.5	BG90G50-../DSE11SA4	347	65000	-	6.6	3900	2.4
4.8	5600	1.65	298.8	"	"	65000	-	5.8	4650	2.0
4.0	6600	1.4	360.3	"	"	65000	-	4.8	5400	1.7
3.3	8200	1.1	435.8	"	"	65000	-	4.0	6700	1.35
2.9	9300	0.99	504.7	"	"	65000	-	3.4	7900	1.15
2.5	10800	0.85	588.8	"	"	65000	-	3.0	8900	1.05
5.5	5200	3.2	259.0	BG100-../DSE11SA4	447	90000	-	6.7	4250	4.0
4.8	5900	3.1	300.4	BG100Z-../DSE11SA4	537	90000	-	5.7	5000	3.7
4.2	6800	2.7	343.6	"	"	90000	-	5.0	5700	3.2
3.8	7500	2.5	382.6	"	"	90000	-	4.5	6300	2.9
3.2	8900	2.1	456.7	"	"	90000	-	3.8	7500	2.5
2.8	10200	1.8	508.5	"	"	90000	-	3.4	8400	2.2
2.5	11400	1.6	591.1	"	"	90000	-	2.9	9800	1.9
2.2	13000	1.4	658.1	"	"	90000	-	2.6	11000	1.7
1.9	15000	1.25	759.0	"	"	90000	-	2.3	12400	1.5
1.7	16800	1.1	845.1	"	"	90000	-	2.1	13600	1.35
1.5	17500	1.05	976.1	BG100G50-../DSE11SA4	534	90000	-	1.8	14300	1.3
1.4	19000	0.97	1043	"	"	90000	-	1.7	15400	1.2
1.2	22200	0.83	1204	"	"	90000	-	1.5	17400	1.05

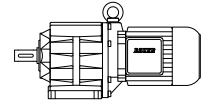
P = 4 kW

50 Hz			i	Type	m	F _{RN}	F _{RV}	60 Hz		
n ₂	M ₂	f _B						n ₂	M ₂	f _B
1/min	Nm				kg	N	N	1/min	Nm	
540	70	1.85	2.67	BG30-../DSE11MA4	46	1450	-	650	58	2.2
420	90	1.55	3.40	"	"	1580	-	510	74	1.9
340	112	1.55	4.21	"	"	1630	-	410	93	1.85
265	144	1.4	5.44	"	"	1670	-	315	121	1.65
215	177	1.25	6.75	"	"	1760	-	255	149	1.45
180	210	1.05	7.91	"	"	1760	-	220	173	1.25
166	230	1.05	8.60	"	"	2800	-	199	191	1.3
149	255	1.0	9.55	"	"	3000	-	180	210	1.2
134	285	0.93	10.65	"	"	2950	-	161	235	1.15
121	315	0.87	11.82	"	"	3200	-	145	260	1.05
104	365	0.81	13.77	"	"	3150	-	125	305	0.96

BG 系列同轴减速电机

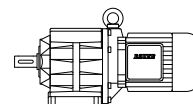
同轴减速电机 DSE - IE1 的选型表

P = 4 kW



50 Hz			i	Type	m	F _{RN}	F _{RV}	60 Hz		
n ₂	M ₂	f _B						n ₂	M ₂	f _B
1/min	Nm				kg	N	N	1/min	Nm	
580	65	3.1	2.46	BG40-../DSE11MA4	65	2150	-	700	54	3.7
450	84	2.7	3.19	"	"	2350	-	540	70	3.2
360	106	2.3	3.97	"	"	2400	-	435	87	2.8
290	131	2.0	4.94	"	"	2450	-	350	109	2.5
230	166	1.8	6.29	"	"	2600	-	275	138	2.1
187	200	1.5	7.62	"	"	2650	-	225	169	1.75
171	220	1.55	8.31	"	"	4100	-	210	181	1.9
158	240	1.25	9.00	"	"	2650	-	190	200	1.5
154	245	1.45	9.23	"	"	4350	-	186	205	1.75
138	275	1.35	10.35	"	"	4350	-	166	230	1.65
124	305	1.3	11.49	"	"	4600	-	149	255	1.55
111	340	1.2	12.86	"	"	4500	-	133	285	1.45
100	380	1.1	14.28	"	"	4900	-	120	315	1.35
87	435	0.98	16.39	"	"	5300	-	105	360	1.2
79	480	0.89	18.19	"	"	5600	-	95	400	1.05
72	530	0.8	19.84	"	"	5800	-	87	435	0.98
290	131	3.0	4.91	BG50-../DSE11MA4	75	3500	-	350	109	3.7
215	177	2.6	6.74	"	"	3750	-	255	149	3.0
164	230	2.2	8.70	"	"	5300	-	197	193	2.6
148	255	2.1	9.65	"	"	5600	-	178	210	2.5
118	320	1.8	12.06	"	"	5700	-	142	265	2.2
107	355	1.65	13.36	"	"	6100	-	128	295	2.0
86	440	1.45	16.53	"	"	6500	-	104	365	1.75
78	485	1.3	18.33	"	"	7200	-	94	405	1.55
65	580	1.1	21.96	"	"	8000	-	78	485	1.3
59	640	0.98	24.34	"	"	8700	-	71	530	1.2
48	790	0.8	29.62	"	"	8000	-	58	650	0.97
117	325	3.0	12.16	BG60-../DSE11MA4	107	10800	-	141	270	3.7
106	360	2.8	13.47	"	"	11200	-	127	300	3.4
85	445	2.5	16.80	"	"	12000	-	102	370	3.0
77	495	2.3	18.62	"	"	12400	-	92	415	2.8
64	590	2.0	22.40	"	"	13300	-	77	495	2.4
58	650	1.85	24.82	"	"	13800	-	69	550	2.2
48.5	780	1.55	29.31	"	"	14800	-	59	640	1.9
44	860	1.4	32.48	"	"	15400	-	53	720	1.65
37	1030	1.15	38.85	"	"	16000	-	44.5	850	1.4
33	1150	1.05	43.05	"	"	16000	-	40	950	1.25
28.5	1340	0.9	50.31	"	"	16000	-	34	1120	1.05
25.5	1490	0.81	55.76	"	"	16000	-	31	1230	0.98
53	720	3.2	27.21	BG70-../DSE11MA4	138	16400	-	63	600	3.8
48	790	2.9	29.69	"	"	16900	-	58	650	3.5
40.5	940	2.4	35.24	"	"	18300	-	49	770	3.0
36.5	1040	2.2	39.22	"	"	19100	-	44	860	2.7
31	1230	1.85	46.54	"	"	20000	-	37	1030	2.2
28.5	1340	1.7	50.40	"	"	20000	-	34	1120	2.1
24	1590	1.45	59.82	"	"	20000	-	29	1310	1.75
22	1730	1.35	64.85	BG70Z-../DSE11MA4	164	20000	-	26.5	1440	1.6
19.5	1950	1.2	73.82	"	"	20000	-	23.5	1620	1.4
16.5	2300	1.0	87.61	"	"	20000	-	20	1910	1.2
15	2500	0.92	95.74	"	"	20000	-	18	2100	1.1
29.5	1290	3.3	48.80	BG80-../DSE11MA4	192	23800	-	35.5	1070	3.9
25	1520	2.8	57.24	"	"	25400	-	30	1270	3.3
22.5	1690	2.5	63.56	"	"	26000	-	27	1410	3.0
21.5	1770	2.4	66.40	BG80Z-../DSE11MA4	234	26000	-	26	1460	2.9
19.5	1950	2.2	73.73	"	"	26000	-	23.5	1620	2.6
17	2200	1.9	84.55	"	"	26000	-	20.5	1860	2.3
15.5	2450	1.7	93.89	"	"	26000	-	18.5	2050	2.0
13	2900	1.45	112.4	"	"	26000	-	15.5	2450	1.7
11.5	3300	1.25	124.8	"	"	26000	-	14	2700	1.55
9.8	3850	1.1	145.4	"	"	26000	-	12	3150	1.35
8.8	4300	0.98	161.5	"	"	26000	-	11	3450	1.2

P = 4 kW



50 Hz			i	Type	m	F _{RN}	F _{RV}	60 Hz		
n ₂	M ₂	f _B						n ₂	M ₂	f _B
1/min	Nm				kg	N	N	1/min	Nm	
7.7	4950	0.85	186.8	BG80Z-../DSE11MA4	"	26000	-	9.2	4150	1.0
6.3	5700	0.81	227.2	BG80G40-../DSE11MA4	242	26000	-	7.6	4700	0.98
13.5	2800	3.0	105.7	BG90Z-../DSE11MA4	336	65000	-	16.5	2300	3.7
11.5	3300	2.5	127.1	"	"	65000	-	13.5	2800	3.0
10.5	3600	2.3	139.2	"	"	65000	-	12.5	3050	2.8
8.8	4300	1.95	163.0	"	"	65000	-	10.5	3600	2.3
8.0	4750	1.75	178.5	"	"	65000	-	9.6	3950	2.1
6.9	5500	1.55	208.3	"	"	65000	-	8.3	4600	1.85
6.3	6000	1.4	228.1	"	"	65000	-	7.5	5000	1.7
5.5	6500	1.4	262.5	BG90G50-../DSE11MA4	353	65000	-	6.6	5300	1.75
4.8	7600	1.2	298.8	"	"	65000	-	5.8	6300	1.45
4.0	9000	1.0	360.3	"	"	65000	-	4.8	7400	1.25
3.3	11100	0.83	435.8	"	"	65000	-	4.0	9100	1.0
7.2	5300	3.2	198.8	BG100-../DSE11MA4	453	90000	-	8.7	4350	3.9
6.2	6100	2.8	232.6	"	"	90000	-	7.4	5100	3.3
5.5	6900	2.4	259.0	"	"	90000	-	6.7	5700	2.9
5.3	7200	2.6	269.8	BG100Z-../DSE11MA4	543	90000	-	6.4	5900	3.1
4.8	7900	2.3	300.4	"	"	90000	-	5.7	6700	2.8
4.2	9000	2.1	343.6	"	"	90000	-	5.0	7600	2.4
3.8	10000	1.85	382.6	"	"	90000	-	4.5	8400	2.2
3.2	11900	1.55	456.7	"	"	90000	-	3.8	10000	1.85
2.8	13600	1.35	508.5	"	"	90000	-	3.4	11200	1.65
2.5	15200	1.2	591.1	"	"	90000	-	2.9	13100	1.4
2.2	17300	1.05	658.1	"	"	90000	-	2.6	14600	1.25
1.9	20100	0.92	759.0	"	"	90000	-	2.3	16600	1.1
1.7	22400	0.83	845.1	"	"	90000	-	2.1	18100	1.0

6

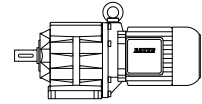
P = 5.5 kW

50 Hz			i	Type	m	F _{RN}	F _{RV}	60 Hz		
n ₂	M ₂	f _B						n ₂	M ₂	f _B
1/min	Nm				kg	N	N	1/min	Nm	
540	97	1.3	2.67	BG30-../DSE11LA4	58	1450	-	650	80	1.6
420	125	1.1	3.40	"	"	1580	-	510	102	1.35
340	154	1.1	4.21	"	"	1630	-	410	128	1.35
265	198	1.0	5.44	"	"	1670	-	315	166	1.2
215	240	0.9	6.75	"	"	1760	-	255	205	1.05
580	90	2.2	2.46	BG40-../DSE11LA4	77	2150	-	700	75	2.7
450	116	1.95	3.19	"	"	2350	-	540	97	2.3
360	145	1.7	3.97	"	"	2400	-	435	120	2.0
290	181	1.5	4.94	"	"	2450	-	350	150	1.8
230	225	1.3	6.29	"	"	2600	-	275	191	1.55
187	280	1.05	7.62	"	"	2650	-	225	230	1.3
171	305	1.15	8.31	"	"	4100	-	210	250	1.4
158	330	0.89	9.00	"	"	2650	-	190	275	1.05
154	340	1.05	9.23	"	"	4350	-	186	280	1.3
138	380	0.99	10.35	"	"	4350	-	166	315	1.2
124	420	0.93	11.49	"	"	4600	-	149	350	1.1
111	470	0.87	12.86	"	"	4500	-	133	390	1.05
100	520	0.81	14.28	"	"	4900	-	120	435	0.97
400	131	2.6	3.55	BG50-../DSE11LA4	86	3300	-	485	108	3.2
290	181	2.2	4.91	"	"	3500	-	350	150	2.7
215	240	1.9	6.74	"	"	3750	-	255	205	2.2
164	320	1.6	8.70	"	"	5300	-	197	265	1.9
148	350	1.5	9.65	"	"	5600	-	178	295	1.8
118	445	1.3	12.06	"	"	5700	-	142	365	1.6
107	490	1.2	13.36	"	"	6100	-	128	410	1.45
86	610	1.05	16.53	"	"	6500	-	104	500	1.25
78	670	0.94	18.33	"	"	7200	-	94	550	1.15

BG 系列同轴减速电机

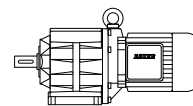
同轴减速电机 DSE - IE1 的选型表

P = 5.5 kW



50 Hz			i	Type	m	F _{RN}	F _{RV}	60 Hz		
n ₂	M ₂	f _B						n ₂	M ₂	f _B
1/min	Nm				kg	N	N	1/min	Nm	
210	250	3.1	6.88	BG60-../DSE11LA4	119	8600	-	250	210	3.7
156	335	2.7	9.13	"	"	9800	-	188	275	3.2
141	370	2.5	10.12	"	"	10200	-	169	310	2.9
117	445	2.2	12.16	"	"	10800	-	141	370	2.7
106	495	2.1	13.47	"	"	11200	-	127	410	2.5
85	610	1.8	16.80	"	"	12000	-	102	510	2.2
77	680	1.7	18.62	"	"	12400	-	92	570	2.0
64	820	1.45	22.40	"	"	13300	-	77	680	1.75
58	900	1.35	24.82	"	"	13800	-	69	760	1.6
48.5	1080	1.1	29.31	"	"	14800	-	59	890	1.35
44	1190	1.0	32.48	"	"	15400	-	53	990	1.2
37	1410	0.85	38.85	"	"	16000	-	44.5	1180	1.0
68	770	3.0	20.98	BG70-../DSE11LA4	149	14600	-	82	640	3.6
62	840	2.7	22.92	"	"	15100	-	75	700	3.3
53	990	2.3	27.21	"	"	16400	-	63	830	2.8
48	1090	2.1	29.69	"	"	16900	-	58	900	2.6
40.5	1290	1.8	35.24	"	"	18300	-	49	1070	2.1
36.5	1430	1.6	39.22	"	"	19100	-	44	1190	1.95
31	1690	1.35	46.54	"	"	20000	-	37	1410	1.65
28.5	1840	1.25	50.40	"	"	20000	-	34	1540	1.5
24	2150	1.05	59.82	"	"	20000	-	29	1810	1.25
22	2350	0.98	64.85	BG70Z-../DSE11LA4	176	20000	-	26.5	1980	1.15
19.5	2650	0.87	73.82	"	"	20000	-	23.5	2200	1.05
41.5	1260	3.3	34.22	BG80-../DSE11LA4	204	20200	-	50	1050	4.0
37.5	1400	3.0	38.00	"	"	21300	-	45	1160	3.6
32.5	1610	2.6	43.94	"	"	22600	-	39	1340	3.1
29.5	1780	2.4	48.80	"	"	23800	-	35.5	1470	2.9
25	2100	2.0	57.24	"	"	25400	-	30	1750	2.4
22.5	2300	1.85	63.56	"	"	26000	-	27	1940	2.2
21.5	2400	1.75	66.40	BG80Z-../DSE11LA4	246	26000	-	26	2000	2.1
19.5	2650	1.6	73.73	"	"	26000	-	23.5	2200	1.9
17	3050	1.4	84.55	"	"	26000	-	20.5	2550	1.65
15.5	3350	1.25	93.89	"	"	26000	-	18.5	2800	1.5
13	4000	1.05	112.4	"	"	26000	-	15.5	3350	1.25
11.5	4550	0.92	124.8	"	"	26000	-	14	3750	1.1
25	2100	3.2	57.04	BG90Z-../DSE11LA4	348	65000	-	30	1750	3.9
23	2250	3.3	62.47	"	"	65000	-	27.5	1910	3.9
19	2750	3.1	76.61	"	"	65000	-	22.5	2300	3.7
17	3050	2.8	83.91	"	"	65000	-	20.5	2550	3.3
15	3500	2.4	96.53	"	"	65000	-	18	2900	2.9
13.5	3850	2.2	105.7	"	"	65000	-	16.5	3150	2.7
11.5	4550	1.85	127.1	"	"	65000	-	13.5	3850	2.2
10.5	5000	1.7	139.2	"	"	65000	-	12.5	4200	2.0
8.8	5900	1.4	163.0	"	"	65000	-	10.5	5000	1.7
8.0	6500	1.3	178.5	"	"	65000	-	9.6	5400	1.55
6.9	7600	1.1	208.3	"	"	65000	-	8.3	6300	1.35
6.3	8300	1.0	228.1	"	"	65000	-	7.5	7000	1.2
5.5	9100	1.0	262.5	BG90G50-../DSE11LA4	365	65000	-	6.6	7500	1.25
4.8	10600	0.87	298.8	"	"	65000	-	5.8	8700	1.05
9.2	5700	2.9	154.8	BG100-../DSE11LA4	465	90000	-	11.5	4550	3.7
8.0	6500	2.6	178.6	"	"	90000	-	9.6	5400	3.1
7.2	7200	2.3	198.8	"	"	90000	-	8.7	6000	2.8
6.2	8400	2.0	232.6	"	"	90000	-	7.4	7000	2.4
5.5	9500	1.75	259.0	"	"	90000	-	6.7	7800	2.2
5.3	9900	1.85	269.8	BG100Z-../DSE11LA4	555	90000	-	6.4	8200	2.3
4.8	10900	1.7	300.4	"	"	90000	-	5.7	9200	2.0
4.2	12500	1.5	343.6	"	"	90000	-	5.0	10500	1.75
3.8	13800	1.35	382.6	"	"	90000	-	4.5	11600	1.6
3.2	16400	1.15	456.7	"	"	90000	-	3.8	13800	1.35
2.8	18700	0.99	508.5	"	"	90000	-	3.4	15400	1.2
2.5	21000	0.88	591.1	"	"	90000	-	2.9	18100	1.0

P = 7.5 kW



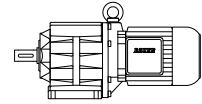
6

50 Hz			i	Type	m	F _{RN}	F _{RV}	60 Hz		
n ₂	M ₂	f _B						n ₂	M ₂	f _B
1/min	Nm				kg	N	N	1/min	Nm	
590	121	2.5	2.47	BG50-../DSE13MA4	98	2900	-	710	100	3.1
410	174	2.0	3.55	"	"	3300	-	495	144	2.4
295	240	1.65	4.91	"	"	3500	-	355	200	2.0
215	330	1.35	6.74	"	"	3750	-	260	275	1.65
166	430	1.2	8.70	"	"	5300	-	200	355	1.45
150	475	1.1	9.65	"	"	5600	-	181	395	1.35
120	590	0.98	12.06	"	"	5700	-	145	490	1.2
108	660	0.9	13.36	"	"	6100	-	131	540	1.1
390	183	3.3	3.74	BG60-../DSE13MA4	132	7100	-	470	152	4.0
290	245	2.8	4.98	"	"	7800	-	350	200	3.4
210	340	2.3	6.88	"	"	8600	-	255	280	2.8
158	450	1.95	9.13	"	"	9800	-	191	375	2.4
143	500	1.8	10.12	"	"	10200	-	172	415	2.2
119	600	1.65	12.16	"	"	10800	-	144	495	2.0
107	660	1.55	13.47	"	"	11200	-	130	550	1.85
86	830	1.35	16.80	"	"	12000	-	104	680	1.65
78	910	1.25	18.62	"	"	12400	-	94	760	1.5
65	1100	1.1	22.40	"	"	13300	-	78	910	1.3
59	1210	0.99	24.82	"	"	13800	-	71	1000	1.2
49.5	1440	0.83	29.31	"	"	14800	-	60	1190	1.0
93	770	3.0	15.53	BG70-../DSE13MA4	162	12700	-	113	630	3.7
82	870	2.6	17.68	"	"	13400	-	99	720	3.2
69	1030	2.2	20.98	"	"	14600	-	83	860	2.7
63	1130	2.0	22.92	"	"	15100	-	76	940	2.4
53	1350	1.7	27.21	"	"	16400	-	64	1110	2.1
49	1460	1.6	29.69	"	"	16900	-	59	1210	1.9
41	1740	1.3	35.24	"	"	18300	-	49.5	1440	1.6
37	1930	1.2	39.22	"	"	19100	-	44.5	1600	1.45
31	2300	1.0	46.54	"	"	20000	-	37.5	1910	1.2
29	2450	0.94	50.40	"	"	20000	-	35	2000	1.15
55	1300	3.2	26.44	BG80-../DSE13MA4	216	17900	-	66	1080	3.9
49.5	1440	2.9	29.36	"	"	18900	-	60	1190	3.5
42.5	1680	2.5	34.22	"	"	20200	-	51	1400	3.0
38	1880	2.2	38.00	"	"	21300	-	46	1550	2.7
33	2150	1.95	43.94	"	"	22600	-	40	1790	2.3
30	2350	1.8	48.80	"	"	23800	-	36	1980	2.1
25.5	2800	1.5	57.24	"	"	25400	-	30.5	2300	1.85
23	3100	1.35	63.56	"	"	26000	-	27.5	2600	1.6
22	3250	1.3	66.40	BG80Z-../DSE13MA4	259	26000	-	26.5	2700	1.55
20	3550	1.2	73.73	"	"	26000	-	24	2950	1.4
17.5	4050	1.05	84.55	"	"	26000	-	21	3400	1.25
15.5	4600	0.91	93.89	"	"	26000	-	19	3750	1.1
27	2650	3.2	53.46	BG90-../DSE13MA4	305	65000	-	33	2150	3.9
25.5	2800	2.4	57.04	BG90Z-../DSE13MA4	361	65000	-	31	2300	3.0
23.5	3000	2.5	62.47	"	"	65000	-	28	2550	2.9
19	3750	2.2	76.61	"	"	65000	-	23	3100	2.7
17.5	4050	2.1	83.91	"	"	65000	-	21	3400	2.5
15	4750	1.75	96.53	"	"	65000	-	18.5	3850	2.2
14	5100	1.65	105.7	"	"	65000	-	16.5	4300	1.95
11.5	6200	1.35	127.1	"	"	65000	-	14	5100	1.65
10.5	6800	1.25	139.2	"	"	65000	-	12.5	5700	1.45
8.9	8000	1.05	163.0	"	"	65000	-	11	6500	1.3
8.1	8800	0.95	178.5	"	"	65000	-	9.8	7300	1.15
7.0	10200	0.82	208.3	"	"	65000	-	8.4	8500	0.99
6.6	10500	0.88	219.9	BG90G50-../DSE13MA4	377	65000	-	8.0	8600	1.05
13.5	5300	3.2	107.5	BG100-../DSE13MA4	477	90000	-	16.5	4300	3.9
12.5	5700	2.9	119.7	"	"	90000	-	15	4750	3.5
10.5	6800	2.5	139.1	"	"	90000	-	13	5500	3.1
9.4	7600	2.2	154.8	"	"	90000	-	11.5	6200	2.7

BG 系列同轴减速电机

同轴减速电机 DSE - IE1 的选型表

P = 7.5 kW

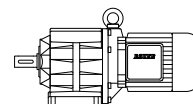


50 Hz			i	Type	m	F _{RN}	F _{RV}	60 Hz		
n ₂	M ₂	f _B						n ₂	M ₂	f _B
1/min	Nm				kg	N	N	1/min	Nm	
8.1	8800	1.9	178.6	BG100-../DSE13MA4	"	90000	-	9.8	7300	2.3
7.3	9800	1.7	198.8	"	"	90000	-	8.8	8100	2.1
6.2	11500	1.45	232.6	"	"	90000	-	7.5	9500	1.75
5.6	12700	1.3	259.0	"	"	90000	-	6.8	10500	1.6
5.4	13200	1.4	269.8	BG100Z-../DSE13MA4	568	90000	-	6.5	11000	1.7
4.8	14900	1.25	300.4	"	"	90000	-	5.8	12300	1.5
4.2	17000	1.1	343.6	"	"	90000	-	5.1	14000	1.3
3.8	18800	0.98	382.6	"	"	90000	-	4.6	15500	1.2
3.2	22300	0.83	456.7	"	"	90000	-	3.9	18300	1.0

P = 9.5 kW

50 Hz			i	Type	m	F _{RN}	F _{RV}	60 Hz		
n ₂	M ₂	f _B						n ₂	M ₂	f _B
1/min	Nm				kg	N	N	1/min	Nm	
590	153	2.0	2.47	BG50-../DSE13LA4	101	2900	-	710	127	2.4
410	220	1.6	3.55	"	"	3300	-	495	183	1.9
295	305	1.3	4.91	"	"	3500	-	355	255	1.55
215	420	1.1	6.74	"	"	3750	-	260	345	1.3
166	540	0.94	8.70	"	"	5300	-	200	450	1.15
150	600	0.87	9.65	"	"	5600	-	181	500	1.05
390	230	2.7	3.74	BG60-../DSE13LA4	135	7100	-	470	193	3.2
290	310	2.2	4.98	"	"	7800	-	350	255	2.7
210	430	1.8	6.88	"	"	8600	-	255	355	2.2
158	570	1.55	9.13	"	"	9800	-	191	475	1.85
143	630	1.45	10.12	"	"	10200	-	172	520	1.75
119	760	1.3	12.16	"	"	10800	-	144	630	1.55
107	840	1.2	13.47	"	"	11200	-	130	690	1.5
86	1050	1.05	16.80	"	"	12000	-	104	870	1.25
78	1160	0.99	18.62	"	"	12400	-	94	960	1.2
65	1390	0.86	22.40	"	"	13300	-	78	1160	1.05
121	740	3.1	11.97	BG70-../DSE13LA4	165	11200	-	146	620	3.7
111	810	2.8	13.08	"	"	11600	-	134	670	3.4
93	970	2.4	15.53	"	"	12700	-	113	800	2.9
82	1100	2.1	17.68	"	"	13400	-	99	910	2.5
69	1310	1.75	20.98	"	"	14600	-	83	1090	2.1
63	1440	1.6	22.92	"	"	15100	-	76	1190	1.95
53	1710	1.35	27.21	"	"	16400	-	64	1410	1.65
49	1850	1.25	29.69	"	"	16900	-	59	1530	1.5
41	2200	1.05	35.24	"	"	18300	-	49.5	1830	1.25
37	2450	0.94	39.22	"	"	19100	-	44.5	2000	1.15
66	1370	3.1	22.09	BG80-../DSE13LA4	219	16500	-	79	1140	3.7
55	1640	2.6	26.44	"	"	17900	-	66	1370	3.1
49.5	1830	2.3	29.36	"	"	18900	-	60	1510	2.8
42.5	2100	2.0	34.22	"	"	20200	-	51	1770	2.4
38	2350	1.8	38.00	"	"	21300	-	46	1970	2.1
33	2700	1.55	43.94	"	"	22600	-	40	2250	1.85
30	3000	1.4	48.80	"	"	23800	-	36	2500	1.7
25.5	3550	1.2	57.24	"	"	25400	-	30.5	2950	1.4
23	3900	1.1	63.56	"	"	26000	-	27.5	3250	1.3
22	4100	1.0	66.40	BG80Z-../DSE13LA4	262	26000	-	26.5	3400	1.25
20	4500	0.93	73.73	"	"	26000	-	24	3750	1.1
17.5	5100	0.82	84.55	"	"	26000	-	21	4300	0.98
34.5	2600	3.2	41.85	BG90-../DSE13LA4	308	65000	-	42	2150	3.9
29.5	3050	2.8	48.82	"	"	65000	-	36	2500	3.4
27	3350	2.5	53.46	"	"	65000	-	33	2700	3.1
25.5	3550	1.9	57.04	BG90Z-../DSE13LA4	364	65000	-	31	2900	2.3
23.5	3850	1.95	62.47	"	"	65000	-	28	3200	2.3

P = 9.5 kW



50 Hz			i	Type	m	F _{RN}	F _{RV}	60 Hz		
n ₂ 1/min	M ₂ Nm	f _B						n ₂ 1/min	M ₂ Nm	f _B
19	4750	1.75	76.61	BG90Z-../DSE13LA4	"	65000	-	23	3900	2.2
17.5	5100	1.65	83.91	"	"	65000	-	21	4300	1.95
15	6000	1.4	96.53	"	"	65000	-	18.5	4900	1.7
14	6400	1.3	105.7	"	"	65000	-	16.5	5400	1.55
11.5	7800	1.1	127.1	"	"	65000	-	14	6400	1.3
10.5	8600	0.98	139.2	"	"	65000	-	12.5	7200	1.15
8.9	10100	0.83	163.0	"	"	65000	-	11	8200	1.0
18	5000	3.3	80.85	BG100-../DSE13LA4	480	90000	-	22	4100	4.0
16	5600	3.0	90.02	"	"	90000	-	19.5	4650	3.6
13.5	6700	2.5	107.5	"	"	90000	-	16.5	5400	3.1
12.5	7200	2.3	119.7	"	"	90000	-	15	6000	2.8
10.5	8600	1.95	139.1	"	"	90000	-	13	6900	2.4
9.4	9600	1.75	154.8	"	"	90000	-	11.5	7800	2.2
8.1	11200	1.5	178.6	"	"	90000	-	9.8	9200	1.85
7.3	12400	1.35	198.8	"	"	90000	-	8.8	10300	1.65
6.2	14600	1.15	232.6	"	"	90000	-	7.5	12000	1.4
5.6	16200	1.05	259.0	"	"	90000	-	6.8	13300	1.25
5.4	16800	1.1	269.8	BG100Z-../DSE13LA4	571	90000	-	6.5	13900	1.35
4.8	18900	0.98	300.4	"	"	90000	-	5.8	15600	1.2
4.2	21600	0.86	343.6	"	"	90000	-	5.1	17700	1.05

6

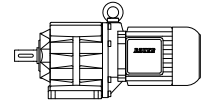
P = 11 kW

50 Hz			i	Type	m	F _{RN}	F _{RV}	60 Hz		
n ₂ 1/min	M ₂ Nm	f _B						n ₂ 1/min	M ₂ Nm	f _B
600	175	1.75	2.47	BG50-../DSE16MA4	146	2900	-	720	145	2.1
415	250	1.4	3.55	"	"	3300	-	500	210	1.65
300	350	1.15	4.91	"	"	3500	-	360	290	1.35
220	475	0.95	6.74	"	"	3750	-	265	395	1.15
168	620	0.82	8.70	"	"	5300	-	205	510	1.0
580	181	3.0	2.52	BG60-../DSE16MA4	180	6200	-	700	150	3.6
395	265	2.3	3.74	"	"	7100	-	475	220	2.8
295	355	1.95	4.98	"	"	7800	-	355	295	2.3
215	485	1.6	6.88	"	"	8600	-	260	400	1.95
160	650	1.35	9.13	"	"	9800	-	193	540	1.65
145	720	1.25	10.12	"	"	10200	-	174	600	1.5
121	860	1.15	12.16	"	"	10800	-	145	720	1.35
109	960	1.05	13.47	"	"	11200	-	131	800	1.3
87	1200	0.92	16.80	"	"	12000	-	105	1000	1.1
79	1320	0.87	18.62	"	"	12400	-	95	1100	1.05
145	720	3.2	10.09	BG70-../DSE16MA4	214	10200	-	175	600	3.8
122	860	2.7	11.97	"	"	11200	-	148	700	3.3
112	930	2.5	13.08	"	"	11600	-	135	770	3.0
95	1100	2.1	15.53	"	"	12700	-	114	920	2.5
83	1260	1.85	17.68	"	"	13400	-	100	1050	2.2
70	1500	1.55	20.98	"	"	14600	-	84	1250	1.85
64	1640	1.4	22.92	"	"	15100	-	77	1360	1.7
54	1940	1.2	27.21	"	"	16400	-	65	1610	1.45
49.5	2100	1.1	29.69	"	"	16900	-	60	1750	1.3
41.5	2500	0.92	35.24	"	"	18300	-	50	2100	1.1
37.5	2800	0.82	39.22	"	"	19100	-	45	2300	1.0
74	1410	3.0	19.89	BG80-../DSE16MA4	264	15500	-	89	1180	3.6
67	1560	2.7	22.09	"	"	16500	-	80	1310	3.2
56	1870	2.2	26.44	"	"	17900	-	67	1560	2.7
50	2100	2.0	29.36	"	"	18900	-	60	1750	2.4
43	2400	1.75	34.22	"	"	20200	-	52	2000	2.1
38.5	2700	1.55	38.00	"	"	21300	-	46.5	2250	1.85

BG 系列同轴减速电机

同轴减速电机 DSE - IE1 的选型表

P = 11 kW

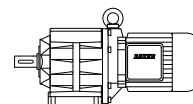


50 Hz			i	Type	m	F _{RN}	F _{RV}	60 Hz		
n ₂ 1/min	M ₂ Nm	f _B						n ₂ 1/min	M ₂ Nm	f _B
33.5	3100	1.35	43.94	BG80-../DSE16MA4	"	22600	-	40.5	2550	1.65
30	3500	1.2	48.80	"	"	23800	-	36.5	2850	1.45
26	4000	1.05	57.24	"	"	25400	-	31	3350	1.25
23	4550	0.92	63.56	"	"	26000	-	28	3750	1.1
22	4750	0.88	66.40	BG80Z-../DSE16MA4	307	26000	-	27	3850	1.1
20	5200	0.81	73.73	"	"	26000	-	24	4350	0.97
38.5	2700	3.1	38.21	BG90-../DSE16MA4	354	65000	-	46.5	2250	3.7
35	3000	2.8	41.85	"	"	65000	-	42.5	2450	3.4
30	3500	2.4	48.82	"	"	65000	-	36.5	2850	2.9
27.5	3800	2.2	53.46	"	"	65000	-	33	3150	2.7
26	4000	1.7	57.04	BG90Z-../DSE16MA4	413	65000	-	31	3350	2.0
23.5	4450	1.7	62.47	"	"	65000	-	28.5	3650	2.1
19.5	5300	1.6	76.61	"	"	65000	-	23	4550	1.85
17.5	6000	1.4	83.91	"	"	65000	-	21	5000	1.7
15.5	6700	1.25	96.53	"	"	65000	-	18.5	5600	1.5
14	7500	1.1	105.7	"	"	65000	-	17	6100	1.4
11.5	9100	0.92	127.1	"	"	65000	-	14	7500	1.1
10.5	10000	0.84	139.2	"	"	65000	-	13	8000	1.05
21	5000	3.2	70.69	BG100-../DSE16MA4	524	90000	-	25	4200	3.8
18.5	5600	3.0	80.85	"	"	90000	-	22	4750	3.5
16.5	6300	2.7	90.02	"	"	90000	-	20	5200	3.2
14	7500	2.2	107.5	"	"	90000	-	16.5	6300	2.7
12.5	8400	2.0	119.7	"	"	90000	-	15	7000	2.4
10.5	10000	1.7	139.1	"	"	90000	-	13	8000	2.1
9.5	11000	1.55	154.8	"	"	90000	-	11.5	9100	1.85
8.2	12800	1.3	178.6	"	"	90000	-	9.9	10600	1.6
7.4	14100	1.2	198.8	"	"	90000	-	8.9	11800	1.4
6.3	16600	1.0	232.6	"	"	90000	-	7.6	13800	1.2
5.7	18400	0.91	259.0	"	"	90000	-	6.8	15400	1.1
5.5	19100	0.97	269.8	BG100Z-../DSE16MA4	616	90000	-	6.6	15900	1.15
4.9	21400	0.86	300.4	"	"	90000	-	5.9	17800	1.05

P = 15 kW

50 Hz			i	Type	m	F _{RN}	F _{RV}	60 Hz		
n ₂ 1/min	M ₂ Nm	f _B						n ₂ 1/min	M ₂ Nm	f _B
600	235	1.3	2.47	BG50-../DSE16LA4	159	2900	-	720	198	1.55
415	345	1.0	3.55	"	"	3300	-	500	285	1.2
300	475	0.84	4.91	"	"	3500	-	360	395	1.0
580	245	2.2	2.52	BG60-../DSE16LA4	193	6200	-	700	200	2.7
395	360	1.7	3.74	"	"	7100	-	475	300	2.0
295	485	1.4	4.98	"	"	7800	-	355	400	1.7
215	660	1.2	6.88	"	"	8600	-	260	550	1.4
160	890	1.0	9.13	"	"	9800	-	193	740	1.2
145	980	0.93	10.12	"	"	10200	-	174	820	1.1
121	1180	0.84	12.16	"	"	10800	-	145	980	1.0
205	690	3.1	7.14	BG70-../DSE16LA4	228	8800	-	250	570	3.8
173	820	2.8	8.48	"	"	9500	-	210	680	3.4
145	980	2.3	10.09	"	"	10200	-	175	810	2.8
122	1170	1.95	11.97	"	"	11200	-	148	960	2.4
112	1270	1.8	13.08	"	"	11600	-	135	1060	2.2
95	1500	1.55	15.53	"	"	12700	-	114	1250	1.85
83	1720	1.35	17.68	"	"	13400	-	100	1430	1.6
70	2000	1.15	20.98	"	"	14600	-	84	1700	1.35
64	2200	1.05	22.92	"	"	15100	-	77	1860	1.25
54	2650	0.87	27.21	"	"	16400	-	65	2200	1.05
49.5	2850	0.81	29.69	"	"	16900	-	60	2350	0.98

P = 15 kW



6

50 Hz			i	Type	m	F _{RN}	F _{RV}	60 Hz		
n ₂	M ₂	f _B						n ₂	M ₂	f _B
1/min	Nm				kg	N	N	1/min	Nm	
94	1520	2.8	15.62	BG80-../DSE16LA4	276	13700	-	113	1260	3.3
85	1680	2.5	17.35	"	"	14600	-	102	1400	3.0
74	1930	2.2	19.89	"	"	15500	-	89	1600	2.6
67	2100	2.0	22.09	"	"	16500	-	80	1790	2.3
56	2550	1.65	26.44	"	"	17900	-	67	2100	2.0
50	2850	1.45	29.36	"	"	18900	-	60	2350	1.8
43	3300	1.25	34.22	"	"	20200	-	52	2750	1.55
38.5	3700	1.15	38.00	"	"	21300	-	46.5	3050	1.4
33.5	4250	0.99	43.94	"	"	22600	-	40.5	3500	1.2
30	4750	0.88	48.80	"	"	23800	-	36.5	3900	1.1
49.5	2850	2.9	29.78	BG90-../DSE16LA4	367	65000	-	60	2350	3.6
45	3150	2.7	32.62	"	"	65000	-	54	2650	3.2
38.5	3700	2.3	38.21	"	"	65000	-	46.5	3050	2.8
35	4050	2.1	41.85	"	"	65000	-	42.5	3350	2.5
30	4750	1.75	48.82	"	"	65000	-	36.5	3900	2.2
27.5	5200	1.6	53.46	"	"	65000	-	33	4300	1.95
26	5500	1.25	57.04	BG90Z-../DSE16LA4	426	65000	-	31	4600	1.5
23.5	6000	1.25	62.47	"	"	65000	-	28.5	5000	1.5
19.5	7300	1.15	76.61	"	"	65000	-	23	6200	1.35
17.5	8100	1.05	83.91	"	"	65000	-	21	6800	1.25
15.5	9200	0.91	96.53	"	"	65000	-	18.5	7700	1.1
14	10200	0.82	105.7	"	"	65000	-	17	8400	1.0
31.5	4500	3.1	46.43	BG100-../DSE16LA4	538	90000	-	38	3750	3.8
28.5	5000	2.9	51.70	"	"	90000	-	34.5	4150	3.5
23	6200	2.5	63.49	"	"	90000	-	28	5100	3.0
21	6800	2.3	70.69	"	"	90000	-	25	5700	2.8
18.5	7700	2.1	80.85	"	"	90000	-	22	6500	2.5
16.5	8600	1.95	90.02	"	"	90000	-	20	7100	2.4
14	10200	1.65	107.5	"	"	90000	-	16.5	8600	1.95
12.5	11400	1.45	119.7	"	"	90000	-	15	9500	1.75
10.5	13600	1.25	139.1	"	"	90000	-	13	11000	1.55
9.5	15000	1.1	154.8	"	"	90000	-	11.5	12400	1.35
8.2	17400	0.97	178.6	"	"	90000	-	9.9	14400	1.15
7.4	19300	0.87	198.8	"	"	90000	-	8.9	16000	1.05

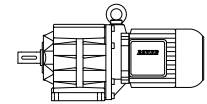
P = 18.5 kW

50 Hz			i	Type	m	F _{RN}	F _{RV}	60 Hz		
n ₂	M ₂	f _B						n ₂	M ₂	f _B
1/min	Nm				kg	N	N	1/min	Nm	
600	290	1.05	2.47	BG50-../DSE16XA4	169	2900	-	720	245	1.25
415	425	0.82	3.55	"	"	3300	-	500	350	0.99
580	300	1.8	2.52	BG60-../DSE16XA4	203	6200	-	700	250	2.1
395	445	1.4	3.74	"	"	7100	-	475	370	1.65
295	590	1.15	4.98	"	"	7800	-	355	495	1.4
215	820	0.95	6.88	"	"	8600	-	260	670	1.15
160	1100	0.81	9.13	"	"	9800	-	193	910	0.98
205	860	2.5	7.14	BG70-../DSE16XA4	238	8800	-	250	700	3.1
173	1020	2.2	8.48	"	"	9500	-	210	840	2.7
145	1210	1.9	10.09	"	"	10200	-	175	1000	2.3
122	1440	1.6	11.97	"	"	11200	-	148	1190	1.95
112	1570	1.45	13.08	"	"	11600	-	135	1300	1.75
95	1850	1.25	15.53	"	"	12700	-	114	1540	1.5
83	2100	1.1	17.68	"	"	13400	-	100	1760	1.3
70	2500	0.92	20.98	"	"	14600	-	84	2100	1.1
64	2750	0.84	22.92	"	"	15100	-	77	2250	1.0
128	1380	3.0	11.43	BG80-../DSE16XA4	286	11600	-	154	1140	3.7
116	1520	2.8	12.69	"	"	12400	-	139	1270	3.3
94	1870	2.2	15.62	"	"	13700	-	113	1560	2.7

BG 系列同轴减速电机

同轴减速电机 DSE - IE1 的选型表

P = 18.5 kW

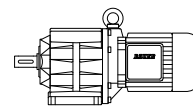


50 Hz			i	Type	m	F _{RN}	F _{RV}	60 Hz		
n ₂	M ₂	f _B						n ₂	M ₂	f _B
1/min	Nm				kg	N	N	1/min	Nm	
85	2050	2.0	17.35	BG80-../DSE16XA4	"	14600	-	102	1730	2.4
74	2350	1.8	19.89	"	"	15500	-	89	1980	2.1
67	2600	1.6	22.09	"	"	16500	-	80	2200	1.9
56	3150	1.35	26.44	"	"	17900	-	67	2600	1.6
50	3500	1.2	29.36	"	"	18900	-	60	2900	1.45
43	4100	1.0	34.22	"	"	20200	-	52	3350	1.25
38.5	4550	0.92	38.00	"	"	21300	-	46.5	3750	1.1
33.5	5200	0.81	43.94	"	"	22600	-	40.5	4350	0.97
65	2700	3.1	22.62	BG90-../DSE16XA4	377	65000	-	78	2250	3.7
59	2950	2.8	24.78	"	"	65000	-	72	2450	3.4
49.5	3550	2.4	29.78	"	"	65000	-	60	2900	2.9
45	3900	2.2	32.62	"	"	65000	-	54	3250	2.6
38.5	4550	1.85	38.21	"	"	65000	-	46.5	3750	2.2
35	5000	1.7	41.85	"	"	65000	-	42.5	4150	2.0
30	5800	1.45	48.82	"	"	65000	-	36.5	4800	1.75
27.5	6400	1.3	53.46	"	"	65000	-	33	5300	1.6
26	6700	1.0	57.04	BG90Z-../DSE16XA4	436	65000	-	31	5600	1.2
23.5	7500	1.0	62.47	"	"	65000	-	28.5	6100	1.25
19.5	9000	0.93	76.61	"	"	65000	-	23	7600	1.1
17.5	10000	0.84	83.91	"	"	65000	-	21	8400	1.0
31.5	5600	2.5	46.43	BG100-../DSE16XA4	548	90000	-	38	4600	3.1
28.5	6100	2.4	51.70	"	"	90000	-	34.5	5100	2.8
23	7600	2.0	63.49	"	"	90000	-	28	6300	2.4
21	8400	1.9	70.69	"	"	90000	-	25	7000	2.3
18.5	9500	1.75	80.85	"	"	90000	-	22	8000	2.1
16.5	10700	1.55	90.02	"	"	90000	-	20	8800	1.9
14	12600	1.35	107.5	"	"	90000	-	16.5	10700	1.55
12.5	14100	1.2	119.7	"	"	90000	-	15	11700	1.45
10.5	16800	1.0	139.1	"	"	90000	-	13	13500	1.25
9.5	18500	0.91	154.8	"	"	90000	-	11.5	15300	1.1

P = 22 kW

50 Hz			i	Type	m	F _{RN}	F _{RV}	60 Hz		
n ₂	M ₂	f _B						n ₂	M ₂	f _B
1/min	Nm				kg	N	N	1/min	Nm	
600	350	0.87	2.47	BG50-../DSE18LA4	237	2900	-	720	290	1.05
580	360	1.5	2.52	BG60-../DSE18LA4	266	6200	-	700	300	1.8
395	530	1.15	3.74	"	"	7100	-	475	440	1.4
295	710	0.97	4.98	"	"	7800	-	355	590	1.15
215	970	0.8	6.88	"	"	8600	-	260	800	0.98
295	710	2.1	4.95	BG70-../DSE18LA4	294	6900	-	360	580	2.6
250	840	2.1	5.87	"	"	8200	-	300	700	2.5
205	1020	2.1	7.14	"	"	8800	-	250	840	2.6
173	1210	1.9	8.48	"	"	9500	-	210	1000	2.3
145	1440	1.6	10.09	"	"	10200	-	175	1200	1.9
122	1720	1.35	11.97	"	"	11200	-	148	1410	1.65
112	1870	1.25	13.08	"	"	11600	-	135	1550	1.5
95	2200	1.05	15.53	"	"	12700	-	114	1840	1.25
83	2500	0.92	17.68	"	"	13400	-	100	2100	1.1
250	840	3.2	5.94	BG80-../DSE18LA4	348	8300	-	300	700	3.8
225	930	3.2	6.60	"	"	9100	-	270	770	3.8
176	1190	3.2	8.30	"	"	10400	-	215	970	3.9
159	1320	3.0	9.21	"	"	10800	-	192	1090	3.6
128	1640	2.6	11.43	"	"	11600	-	154	1360	3.1
116	1810	2.3	12.69	"	"	12400	-	139	1510	2.8
94	2200	1.9	15.62	"	"	13700	-	113	1850	2.3
85	2450	1.7	17.35	"	"	14600	-	102	2050	2.0
74	2800	1.5	19.89	"	"	15500	-	89	2350	1.8

P = 22 kW



50 Hz			i	Type	m	F _{RN}	F _{RV}	60 Hz		
n ₂	M ₂	f _B						n ₂	M ₂	f _B
1/min	Nm				kg	N	N	1/min	Nm	
67	3100	1.35	22.09	BG80-../DSE18LA4	"	16500	-	80	2600	1.6
56	3750	1.1	26.44	"	"	17900	-	67	3100	1.35
50	4200	1.0	29.36	"	"	18900	-	60	3500	1.2
43	4850	0.87	34.22	"	"	20200	-	52	4000	1.05
82	2550	3.2	17.96	BG90-../DSE18LA4	440	59800	-	98	2100	3.9
75	2800	3.0	19.67	"	"	62400	-	90	2300	3.7
65	3200	2.6	22.62	"	"	65000	-	78	2650	3.2
59	3550	2.4	24.78	"	"	65000	-	72	2900	2.9
49.5	4200	2.0	29.78	"	"	65000	-	60	3500	2.4
45	4650	1.8	32.62	"	"	65000	-	54	3850	2.2
38.5	5400	1.55	38.21	"	"	65000	-	46.5	4500	1.85
35	6000	1.4	41.85	"	"	65000	-	42.5	4900	1.7
30	7000	1.2	48.82	"	"	65000	-	36.5	5700	1.45
27.5	7600	1.1	53.46	"	"	65000	-	33	6300	1.35
26	8000	0.85	57.04	BG90Z-../DSE18LA4	493	65000	-	31	6700	1.0
23.5	8900	0.84	62.47	"	"	65000	-	28.5	7300	1.05
61	3400	3.3	23.95	BG100-../DSE18LA4	609	87900	-	74	2800	4.0
43.5	4800	2.7	33.71	"	"	88500	-	53	3950	3.3
39	5300	2.5	37.54	"	"	90000	-	47	4450	3.0
31.5	6600	2.1	46.43	"	"	90000	-	38	5500	2.6
28.5	7300	2.0	51.70	"	"	90000	-	34.5	6000	2.4
23	9100	1.7	63.49	"	"	90000	-	28	7500	2.1
21	10000	1.6	70.69	"	"	90000	-	25	8400	1.9
18.5	11300	1.45	80.85	"	"	90000	-	22	9500	1.75
16.5	12700	1.3	90.02	"	"	90000	-	20	10500	1.6
14	15000	1.1	107.5	"	"	90000	-	16.5	12700	1.3
12.5	16800	1.0	119.7	"	"	90000	-	15	14000	1.2
10.5	20000	0.84	139.1	"	"	90000	-	13	16100	1.05

6

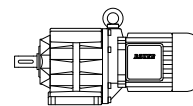
P = 30 kW

50 Hz			i	Type	m	F _{RN}	F _{RV}	60 Hz		
n ₂	M ₂	f _B						n ₂	M ₂	f _B
1/min	Nm				kg	N	N	1/min	Nm	
580	490	1.1	2.52	BG60-../DSE18XA4	284	6200	-	700	405	1.3
395	720	0.85	3.74	"	"	7100	-	475	600	1.0
295	970	1.55	4.95	BG70-../DSE18XA4	312	6900	-	360	790	1.9
250	1140	1.55	5.87	"	"	8200	-	300	950	1.85
205	1390	1.55	7.14	"	"	8800	-	250	1140	1.9
173	1650	1.4	8.48	"	"	9500	-	210	1360	1.7
145	1970	1.15	10.09	"	"	10200	-	175	1630	1.4
122	2300	1.0	11.97	"	"	11200	-	148	1930	1.2
112	2550	0.9	13.08	"	"	11600	-	135	2100	1.1
250	1140	2.3	5.94	BG80-../DSE18XA4	366	8300	-	300	950	2.8
225	1270	2.3	6.60	"	"	9100	-	270	1060	2.8
176	1620	2.3	8.30	"	"	10400	-	215	1330	2.8
159	1800	2.2	9.21	"	"	10800	-	192	1490	2.6
128	2200	1.9	11.43	"	"	11600	-	154	1860	2.3
116	2450	1.7	12.69	"	"	12400	-	139	2050	2.0
94	3000	1.4	15.62	"	"	13700	-	113	2500	1.7
85	3350	1.25	17.35	"	"	14600	-	102	2800	1.5
74	3850	1.1	19.89	"	"	15500	-	89	3200	1.3
67	4250	0.99	22.09	"	"	16500	-	80	3550	1.2
56	5100	0.82	26.44	"	"	17900	-	67	4250	0.99
134	2100	3.3	10.90	BG90-../DSE18XA4	458	52300	-	162	1760	4.0
110	2600	2.9	13.37	"	"	55000	-	132	2150	3.5
100	2850	2.7	14.64	"	"	57000	-	121	2350	3.3
82	3450	2.4	17.96	"	"	59800	-	98	2900	2.8
75	3800	2.2	19.67	"	"	62400	-	90	3150	2.7
65	4400	1.9	22.62	"	"	65000	-	78	3650	2.3

BG 系列同轴减速电机

同轴减速电机 DSE - IE1 的选型表

P = 30 kW

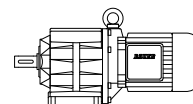


50 Hz			i	Type	m	F _{RN}	F _{RV}	60 Hz		
n ₂	M ₂	f _B						n ₂	M ₂	f _B
1/min	Nm				kg	N	N	1/min	Nm	
59	4850	1.75	24.78	BG90-../DSE18XA4	"	65000	-	72	3950	2.1
49.5	5700	1.45	29.78	"	"	65000	-	60	4750	1.75
45	6300	1.35	32.62	"	"	65000	-	54	5300	1.6
38.5	7400	1.15	38.21	"	"	65000	-	46.5	6100	1.4
35	8100	1.05	41.85	"	"	65000	-	42.5	6700	1.25
30	9500	0.88	48.82	"	"	65000	-	36.5	7800	1.1
27.5	10400	0.81	53.46	"	"	65000	-	33	8600	0.98
118	2400	3.0	12.45	BG100-../DSE18XA4	627	72100	-	142	2000	3.6
84	3400	3.0	17.39	"	"	82400	-	102	2800	3.6
61	4650	2.4	23.95	"	"	87900	-	74	3850	2.9
43.5	6500	2.0	33.71	"	"	88500	-	53	5400	2.4
39	7300	1.8	37.54	"	"	90000	-	47	6000	2.2
31.5	9000	1.55	46.43	"	"	90000	-	38	7500	1.9
28.5	10000	1.45	51.70	"	"	90000	-	34.5	8300	1.75
23	12400	1.25	63.49	"	"	90000	-	28	10200	1.5
21	13600	1.15	70.69	"	"	90000	-	25	11400	1.4
18.5	15400	1.05	80.85	"	"	90000	-	22	13000	1.25
16.5	17300	0.97	90.02	"	"	90000	-	20	14300	1.15
14	20400	0.82	107.5	"	"	90000	-	16.5	17300	0.97

P = 37 kW

50 Hz			i	Type	m	F _{RN}	F _{RV}	60 Hz		
n ₂	M ₂	f _B						n ₂	M ₂	f _B
1/min	Nm				kg	N	N	1/min	Nm	
300	1170	1.3	4.95	BG70-../C/DHENF22SG4	611	6900	-	365	960	1.55
255	1380	1.25	5.87	"	"	8200	-	305	1150	1.55
210	1680	1.3	7.14	"	"	8800	-	255	1380	1.55
175	2000	1.15	8.48	"	"	9500	-	215	1640	1.4
250	1410	1.9	5.94	BG80-../C/DHENF22SG4	670	8300	-	305	1150	2.3
225	1570	1.9	6.60	"	"	9100	-	275	1280	2.3
179	1970	1.9	8.30	"	"	10400	-	220	1600	2.4
161	2150	1.85	9.21	"	"	10800	-	195	1810	2.2
130	2700	1.55	11.43	"	"	11600	-	157	2250	1.85
117	3000	1.4	12.69	"	"	12400	-	142	2450	1.7
95	3700	1.15	15.62	"	"	13700	-	115	3050	1.4
86	4100	1.0	17.35	"	"	14600	-	104	3350	1.25
186	1890	3.3	7.97	BG90-../C/DHENF22SG4	761	47900	-	225	1570	4.0
149	2350	2.9	9.95	"	"	50500	-	180	1960	3.5
136	2550	2.7	10.90	"	"	52300	-	165	2100	3.3
111	3150	2.4	13.37	"	"	55000	-	134	2600	2.9
102	3450	2.2	14.64	"	"	57000	-	123	2850	2.7
83	4250	1.95	17.96	"	"	59800	-	100	3500	2.4
76	4600	1.85	19.67	"	"	62400	-	92	3800	2.2
66	5300	1.6	22.62	"	"	65000	-	80	4400	1.9
60	5800	1.45	24.78	"	"	65000	-	73	4800	1.75
50	7000	1.2	29.78	"	"	65000	-	61	5700	1.45
45.5	7700	1.1	32.62	"	"	65000	-	55	6400	1.3
119	2950	2.5	12.45	BG100-../C/DHENF22SG4	932	72100	-	144	2450	3.0
86	4100	2.5	17.39	"	"	82400	-	103	3400	3.0
62	5600	2.0	23.95	"	"	87900	-	75	4700	2.4
44	8000	1.6	33.71	"	"	88500	-	54	6500	2.0
39.5	8900	1.5	37.54	"	"	90000	-	48	7300	1.8
32	11000	1.3	46.43	"	"	90000	-	39	9000	1.55
29	12100	1.2	51.70	"	"	90000	-	35	10000	1.45
23.5	15000	1.05	63.49	"	"	90000	-	28.5	12300	1.25

P = 45 kW



50 Hz			i	Type	m	F _{RN}	F _{RV}	60 Hz		
n ₂	M ₂	f _B						n ₂	M ₂	f _B
1/min	Nm				kg	N	N	1/min	Nm	
300	1430	1.05	4.95	BG70-...-C/DHENF22MG4	651	6900	-	365	1170	1.3
255	1680	1.05	5.87	"	"	8200	-	305	1400	1.25
210	2000	1.1	7.14	"	"	8800	-	255	1680	1.3
250	1710	1.55	5.94	BG80-...-C/DHENF22MG4	710	8300	-	305	1400	1.9
225	1910	1.55	6.60	"	"	9100	-	275	1560	1.9
179	2400	1.55	8.30	"	"	10400	-	220	1950	1.95
161	2650	1.5	9.21	"	"	10800	-	195	2200	1.8
130	3300	1.25	11.43	"	"	11600	-	157	2700	1.55
117	3650	1.15	12.69	"	"	12400	-	142	3000	1.4
230	1860	3.2	6.46	BG90-...-C/DHENF22MG4	801	44200	-	280	1530	3.9
205	2050	3.0	7.28	"	"	46300	-	250	1710	3.6
186	2300	2.7	7.97	"	"	47900	-	225	1910	3.3
149	2850	2.4	9.95	"	"	50500	-	180	2350	2.9
136	3150	2.2	10.90	"	"	52300	-	165	2600	2.7
111	3850	1.95	13.37	"	"	55000	-	134	3200	2.3
102	4200	1.85	14.64	"	"	57000	-	123	3450	2.2
83	5100	1.6	17.96	"	"	59800	-	100	4250	1.95
76	5600	1.5	19.67	"	"	62400	-	92	4650	1.8
66	6500	1.3	22.62	"	"	65000	-	80	5300	1.6
60	7100	1.2	24.78	"	"	65000	-	73	5800	1.45
119	3600	2.0	12.45	BG100-...-C/DHENF22MG4	972	72100	-	144	2950	2.5
86	4950	2.0	17.39	"	"	82400	-	103	4150	2.4
62	6900	1.65	23.95	"	"	87900	-	75	5700	1.95
44	9700	1.35	33.71	"	"	88500	-	54	7900	1.65
39.5	10800	1.2	37.54	"	"	90000	-	48	8900	1.5
32	13400	1.05	46.43	"	"	90000	-	39	11000	1.3

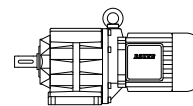
P = 55 kW

50 Hz			i	Type	m	F _{RN}	F _{RV}	60 Hz		
n ₂	M ₂	f _B						n ₂	M ₂	f _B
1/min	Nm				kg	N	N	1/min	Nm	
250	2100	1.25	5.94	BG80-...-C/DHENF25SG4	766	8300	-	305	1720	1.55
225	2300	1.3	6.60	"	"	9100	-	275	1910	1.55
179	2900	1.3	8.30	"	"	10400	-	220	2350	1.6
161	3250	1.2	9.21	"	"	10800	-	195	2650	1.5
130	4000	1.05	11.43	"	"	11600	-	157	3300	1.25
255	2050	2.8	5.90	BG90-...-C/DHENF25SG4	857	43000	-	305	1720	3.4
230	2250	2.6	6.46	"	"	44200	-	280	1870	3.2
205	2550	2.4	7.28	"	"	46300	-	250	2100	2.9
186	2800	2.3	7.97	"	"	47900	-	225	2300	2.7
149	3500	1.95	9.95	"	"	50500	-	180	2900	2.4
136	3850	1.8	10.90	"	"	52300	-	165	3150	2.2
111	4700	1.6	13.37	"	"	55000	-	134	3900	1.95
102	5100	1.5	14.64	"	"	57000	-	123	4250	1.8
83	6300	1.3	17.96	"	"	59800	-	100	5200	1.6
76	6900	1.2	19.67	"	"	62400	-	92	5700	1.45
66	7900	1.05	22.62	"	"	65000	-	80	6500	1.3
119	4400	1.65	12.45	BG100-...-C/DHENF25SG4	1028	72100	-	144	3600	2.0
86	6100	1.65	17.39	"	"	82400	-	103	5000	2.0
62	8400	1.35	23.95	"	"	87900	-	75	7000	1.6
44	11900	1.1	33.71	"	"	88500	-	54	9700	1.35
39.5	13200	1.0	37.54	"	"	90000	-	48	10900	1.2

BG 系列同轴减速电机

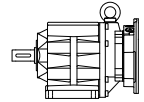
同轴减速电机 DSE - IE1 的选型表

P = 75 kW



50 Hz			i	Type	m	F _{RN}	F _{RV}	60 Hz		
n ₂	M ₂	f _B						n ₂	M ₂	f _B
1/min	Nm				kg	N	N	1/min	Nm	
255	2800	2.1	5.90	BG90-...C/DHENF25MG4	857	43000	-	305	2300	2.5
230	3100	1.9	6.46	"	"	44200	-	280	2550	2.3
205	3450	1.8	7.28	"	"	46300	-	250	2850	2.2
186	3850	1.65	7.97	"	"	47900	-	225	3150	2.0
149	4800	1.4	9.95	"	"	50500	-	180	3950	1.75
136	5200	1.35	10.90	"	"	52300	-	165	4300	1.65
111	6400	1.15	13.37	"	"	55000	-	134	5300	1.4
102	7000	1.1	14.64	"	"	57000	-	123	5800	1.35
119	6000	1.2	12.45	BG100-...C/DHENF25MG4	1028	72100	-	144	4950	1.45
86	8300	1.2	17.39	"	"	82400	-	103	6900	1.45

M = 56 .. 130 Nm



6

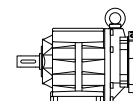
50 Hz		i	Type	F _{RN}	F _{RV}	max. permissible input torque M1 [Nm] *															
n ₂	M ₂					1	3	3	5	10	20	26	55	105	145	210	290	385	575		
(4 pole)	f _B =1,0					IEC Motor Size *															
1/min	Nm			N	N	56	63	71	80	90	100	112	132	160	180	200	225	250	280		
19	120	73,13	BG10-...-C/IEC	2000	2800	■	■	■													
21	120	66	"	2000	2800	■	■	■													
22	120	63,69	"	2000	2800	■	■	■	■	■	■										
24	120	57,48	"	2000	2800	■	■	■	■	■	■										
27	120	51,57	"	2000	2800	■	■	■	■	■	■										
30	120	46,55	"	1920	2650	■	■	■	■	■	■										
32	120	43,99	"	1880	2600	■	■	■	■	■	■										
35	120	39,7	"	1780	2450	■	■	■	■	■	■										
40	120	34,92	"	1690	2350	■	■	■	■	■	■										
44	120	31,52	"	1600	2200	■	■	■	■	■	■										
48	120	29,09	"	1540	2150	■	■	■	■	■	■										
53	120	26,26	"	1460	2000	■	■	■	■	■	■										
57	120	24,42	"	1410	1970	■	■	■	■	■	■										
64	120	22,04	"	1330	1860	■	■	■	■	■	■										
68	120	20,51	"	1290	1800	■	■	■	■	■	■										
76	120	18,51	"	1210	1690	■	■	■	■	■	■										
87	117	16,15	"	1140	1590	■	■	■	■	■	■										
96	114	14,58	"	1100	1540	■	■	■	■	■	■										
106	110	13,21	"	1070	1490	■	■	■	■	■	■										
117	105	11,92	"	1030	1440	■	■	■	■	■	■										
135	99	10,34	"	1000	1400				■	■	■										
150	97	9,33	"	950	1330				■	■	■										
173	88	8,07	"	660	920	■	■	■	■	■	■										
206	81	6,78	"	660	920	■	■	■	■	■	■										
262	75	5,34	"	620	910	■	■	■	■	■	■										
321	68	4,36	"	650	910	■	■	■	■	■	■										
409	62	3,42	"	630	880				■	■	■										
556	56	2,52	"	570	790				■	■	■										
4,6	120	305,8	BG10Z-...-C/IEC	2000	2800	■	■	■	■												
5,1	120	276	"	2000	2800	■	■	■	■												
5,3	120	266,3	"	2000	2800	■	■	■	■												
5,8	120	240,4	"	2000	2800	■	■	■	■												
6,5	120	215,7	"	2000	2800	■	■	■	■												
7,2	120	194,6	"	2000	2800	■	■	■	■												
7,6	120	184	"	2000	2800	■	■	■	■												
8,4	120	166	"	2000	2800	■	■	■	■												
10	120	146	"	2000	2800	■	■	■	■												
11	120	131,8	"	2000	2800	■	■	■	■												
12	120	121,7	"	2000	2800	■	■	■	■												
13	120	109,8	"	2000	2800	■	■	■	■												
14	120	102,1	"	2000	2800	■	■	■	■												
15	120	92,19	"	2000	2800	■	■	■	■												
16	120	85,76	"	2000	2800	■	■	■	■												
18	120	77,4	"	2000	2800	■	■	■	■												
21	103	67,54	"	2000	2800	■	■	■	■												
0,29	130	4884	BG10G06-...-C/IEC	2000	2800	■	■	■													
0,31	130	4477	"	2000	2800	■	■	■													
0,38	130	3684	"	2000	2800	■	■	■	■												
0,41	130	3378	"	2000	2800	■	■	■	■												
0,48	130	2944	"	2000	2800	■	■	■	■												
0,5	130	2699	"	2000	2800	■	■	■	■												
0,6	130	2356	"	2000	2800	■	■	■	■												
0,8	130	1863	"	2000	2800	■	■	■	■												
0,9	130	1523	"	2000	2800	■	■	■	■												
1,1	130	1272	"	2000	2800	■	■	■	■												
1,3	130	1081	"	2000	2800	■	■	■	■												
1,6	130	899,5	"	2000	2800	■	■	■	■												
1,9	130	748,9	"	2000	2800	■	■	■	■												
2,3	130	613,6	"	2000	2800	■	■	■	■												
2,7	130	512,6	"	2000	2800	■	■	■	■												
3,2	130	435,9	"	2000	2800	■	■	■	■												
3,7	130	379,6	"	2000	2800	■	■	■	■												

* acc. to DIN/EN 50347:2001
For speeds above 1500 1/min, refer to manufacturer

BG 系列同轴减速电机

同轴减速电机 C 联轴器的选型表

M = 56 .. 130 Nm



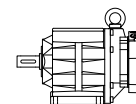
50 Hz		i	Type	F _{RN}	F _{RV}	max. permissible input torque M1 [Nm] *															
n ₂	M ₂					1	3	3	5	10	20	26	55	105	145	210	290	385	575		
(4 pole)	f _B =1,0					IEC Motor Size *															
1/min	Nm			N	N	56	63	71	80	90	100	112	132	160	180	200	225	250	280		
4,2	130	332	BG10G06-...-C/IEC	2000	2800	■	■	■	■												
5,1	130	276,4	"	2000	2800	■	■	■	■												
5,8	130	240,7	"	2000	2800	■	■	■	■												
7,2	130	194,9	"	2000	2800	■	■	■	■												
8,4	130	166,3	"	2000	2800	■	■	■	■												
9.3	130	150.1	"	2000	2800	■	■	■	■												

M = 84 .. 200 Nm

50 Hz		i	Type	F _{RN}	F _{RV}	max. permissible input torque M1 [Nm] *														
n ₂	M ₂					1	3	3	5	10	20	26	55	105	145	210	290	385	575	
(4 pole)	f _B =1,0					IEC Motor Size *														
1/min	Nm			N	N	56	63	71	80	90	100	112	132	160	180	200	225	250	280	
21	200	65,62	BG20-...-C/IEC	5000	■	■	■	■	■	■										
24	200	59,07		"	5000	■	■	■	■	■	■									
26	200	53,22		"	4950	■	■	■	■	■	■									
29	200	47,92		"	4750	■	■	■	■	■	■									
30	200	46,38		"	4700	■	■	■	■	■	■									
34	200	41,76		"	4500	■	■	■	■	■	■									
38	200	37,02		"	4300	■	■	■	■	■	■									
42	200	33,33		"	4100	■	■	■	■	■	■									
45	200	30,94		"	4000	■	■	■	■	■	■									
50	200	27,85		"	3800	■	■	■	■	■	■									
54	200	25,79	"	3700	■	■	■	■	■	■										
60	200	23,22	"	3550	■	■	■	■	■	■										
63	200	22,16	"	3500	■	■	■	■	■	■										
70	195	19,95	"	3350	■	■	■	■	■	■										
81	183	17,31	"	3200	■	■	■	■	■	■										
90	177	15,58	"	3100	■	■	■	■	■	■										
95	172	14,67	"	3050	■	■	■	■	■	■										
106	167	13,21	"	2900	■	■	■	■	■	■										
120	158	11,71	"	2800				■	■	■										
133	154	10,54	"	2700				■	■	■										
145	122	9,65	"	2250	■	■	■	■	■	■										
157	143	8,91	"	2600				■	■	■										
169	122	8,29	"	2250	■	■	■	■	■	■										
175	137	8,02	"	2500				■	■	■										
216	122	6,48	"	2250	■	■	■	■	■	■										
255	115	5,49	"	2100	■	■	■	■	■	■										
320	104	4,38	"	1990				■	■	■										
420	92	3,33	"	1830				■	■	■										
556	84	2,52	"	1650				■	■	■										
6,3	200	222,1	BG20Z-...-C/IEC	5000	■	■	■	■												
7	200	199,9		"	5000	■	■	■	■											
7,8	200	180,1		"	5000	■	■	■	■											
8,6	200	162,2		"	5000	■	■	■	■											
8,9	200	157		"	5000	■	■	■	■											
10	200	141,3		"	5000	■	■	■	■											
11	200	125,3		"	5000	■	■	■	■											
12	200	112,8		"	5000	■	■	■	■											
13	200	104,7		"	5000	■	■	■	■											
15	200	94,27		"	5000	■	■	■	■											
16	200	87,3	"	5000	■	■	■	■												
18	200	78,6	"	5000	■	■	■	■												
19	200	75	"	5000	■	■	■	■												
21	200	67,53	"	5000	■	■	■	■												
24	172	58,58	"	5000	■	■	■	■												

* acc. to DIN/EN 50347:2001
For speeds above 1500 1/min, refer to manufacturer

M = 84 .. 220 Nm



50 Hz		i	Type	F _{RN}	F _{RV}	max. permissible input torque M1 [Nm] *															
n ₂	M ₂					1	3	3	5	10	20	26	55	105	145	210	290	385	575		
(4 pole)	f _B =1,0					IEC Motor Size *															
1/min	Nm			N	N	56	63	71	80	90	100	112	132	160	180	200	225	250	280		
0,32	220	4383	BG20G06-...-C/IEC	5000		■	■	■													
0,35	220	4017	"	5000		■	■	■													
0,42	220	3306	"	5000		■	■	■	■												
0,46	220	3031	"	5000		■	■	■	■												
0,5	220	2642	"	5000		■	■	■	■												
0,6	220	2422	"	5000		■	■	■	■												
0,7	220	2114	"	5000		■	■	■	■												
0,8	220	1824	"	5000		■	■	■	■												
0,8	220	1672	"	5000		■	■	■	■												
1	220	1366	"	5000		■	■	■	■												
1,2	220	1142	"	5000		■	■	■	■												
1,4	220	969,9	"	5000		■	■	■	■												
1,7	220	807,1	"	5000		■	■	■	■												
2,1	220	671,9	"	5000		■	■	■	■												
2,5	220	550,6	"	5000		■	■	■	■												
3	220	460	"	5000		■	■	■	■												
3,6	220	391,1	"	5000		■	■	■	■												
4	220	352,1	"	5000		■	■	■	■												
4,7	220	297,9	"	5000		■	■	■	■												
5,6	220	248	"	5000		■	■	■	■												

M = 128 .. 325 Nm

50 Hz		i	Type	F _{RN}	F _{RV}	max. permissible input torque M1 [Nm] *													
n ₂	M ₂					1	3	3	5	10	20	26	55	105	145	210	290	385	575
(4 pole)	f _B =1,0					IEC Motor Size *													
1/min	Nm			N	N	56	63	71	80	90	100	112	132	160	180	200	225	250	280
21	300	67,44	BG30-...-C/IEC	6000		■	■	■	■	■	■								
23	300	60,79	"	6000		■	■	■	■	■	■								
24	300	58,18	"	6000		■	■	■	■	■	■								
27	300	52,44	"	6000		■	■	■	■	■	■								
30	300	47,11	"	6000		■	■	■	■	■	■								
33	300	42,46	"	5900		■	■	■	■	■	■								
36	300	39,02	"	5800		■	■	■	■	■	■								
40	300	35,17	"	5500		■	■	■	■	■	■								
42	300	33,09	"	5400		■	■	■	■	■	■								
47	300	29,83	"	5200		■	■	■	■	■	■								
50	300	28,24	"	5100		■	■	■	■	■	■								
55	300	25,45	"	4850		■	■	■	■	■	■								
63	300	22,18	"	4600		■	■	■	■	■	■	■							
70	300	19,99	"	4200		■	■	■	■	■	■	■							
74	300	18,93	"	4100		■	■	■	■	■	■	■							
82	300	17,06	"	3700		■	■	■	■	■	■	■							
92	300	15,27	"	3450					■	■	■	■							
102	290	13,77	"	3150					■	■	■	■							
118	270	11,82	"	3200					■	■	■	■							
131	265	10,65	"	2950					■	■	■	■							
147	250	9,55	"	3000					■	■	■	■							
163	245	8,6	"	2800					■	■	■	■							
177	215	7,91	"	1760		■	■	■	■	■	■	■							
207	215	6,75	"	1760		■	■	■	■	■	■	■							
257	200	5,44	"	1670					■	■	■	■							
333	171	4,21	"	1630					■	■	■	■							
412	139	3,4	"	1580					■	■	■	■							
524	128	2,67	"	1450					■	■	■	■							
4,8	300	290,5	BG30Z-...-C/IEC	6000		■	■	■	■	■	■								
5,3	300	261,9	"	6000		■	■	■	■	■	■								
5,6	300	250,6	"	6000		■	■	■	■	■	■								
6,2	300	225,9	"	6000		■	■	■	■	■	■								
6,9	300	202,9	"	6000		■	■	■	■	■	■								
7,7	300	182,9	"	6000		■	■	■	■	■	■								
8,3	300	168,1	"	6000		■	■	■	■	■	■								
9,2	300	151,5	"	6000		■	■	■	■	■	■								
10	300	142,5	"	6000		■	■	■	■	■	■								

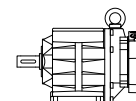
* acc. to DIN/EN 50347:2001

For speeds above 1500 1/min, refer to manufacturer

BG 系列同轴减速电机

同轴减速电机 C 联轴器的选型表

M = 128 .. 325 Nm



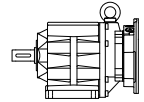
50 Hz		i	Type	F _{RN}	F _{RV}	max. permissible input torque M1 [Nm] *														
n ₂	M ₂					1	3	3	5	10	20	26	55	105	145	210	290	385	575	
(4 pole)	f _B =1,0					IEC Motor Size *														
1/min	Nm			N	N	56	63	71	80	90	100	112	132	160	180	200	225	250	280	
11	300	128,5	BG30Z-...-C/IEC	6000		■	■	■	■	■	■									
12	300	121,6	"	6000		■	■	■	■	■	■									
13	300	109,6	"	6000		■	■	■	■	■	■									
15	300	95,55	"	6000		■	■	■	■	■	■									
16	300	86,13	"	6000		■	■	■	■	■	■									
17	300	81,55	"	6000		■	■	■	■	■	■									
19	300	73,51	"	6000		■	■	■	■	■	■									
21	265	65,79	"	6000		■	■	■	■	■	■									
0,31	325	4504	BG30G06-...-C/IEC	6000		■	■	■												
0,36	325	3867	"	6000		■	■	■												
0,41	325	3398	"	6000		■	■	■	■											
0,45	325	3115	"	6000		■	■	■	■											
0,5	325	2715	"	6000		■	■	■	■											
0,6	325	2173	"	6000		■	■	■	■											
0,7	325	1875	"	6000		■	■	■	■											
0,8	325	1718	"	6000		■	■	■	■											
1	325	1404	"	6000		■	■	■	■											
1,1	325	1280	"	6000		■	■	■	■											
1,3	325	1088	"	6000		■	■	■	■											
1,4	325	996,8	"	6000		■	■	■	■											
1,7	325	829,5	"	6000		■	■	■	■											
1,8	325	760,7	"	6000		■	■	■	■											
2	325	690,6	"	6000		■	■	■	■											
2,5	325	565,8	"	6000		■	■	■	■											
3	325	472,8	"	6000		■	■	■	■											
3,5	325	401,9	"	6000		■	■	■	■											
4	325	346,8	"	6000		■	■	■	■											
4,6	325	306,2	"	6000		■	■	■	■											
5.5	325	254.9	"	6000		■	■	■	■											

M = 202 .. 465 Nm

50 Hz		i	Type	F _{RN}	F _{RV}	max. permissible input torque M1 [Nm] *														
n ₂	M ₂					1	3	3	5	10	20	26	55	105	145	210	290	385	575	
(4 pole)	f _B =1,0					IEC Motor Size *														
1/min	Nm			N	N	56	63	71	80	90	100	112	132	160	180	200	225	250	280	
21	425	66,2	BG40--C/IEC	7000				■	■	■										
23	425	59,64	"	7000				■	■	■										
26	425	53,69	"	7000				■	■	■										
29	425	48,36	"	7000				■	■	■										
31	425	44,62	"	7000				■	■	■										
35	425	40,19	"	7000				■	■	■										
37	425	37,96	"	7000				■	■	■										
41	425	34,2	"	7000				■	■	■										
43	425	32,57	"	7000				■	■	■										
48	425	29,34	"	6800				■	■	■										
54	425	26,01	"	6500				■	■	■	■									
60	425	23,43	"	6200				■	■	■	■									
64	425	22,02	"	6000				■	■	■	■									
71	425	19,84	"	5800				■	■	■	■									
77	425	18,19	"	5600				■	■	■	■									
85	425	16,39	"	5300				■	■	■	■									
98	420	14,28	"	4900				■	■	■	■									
109	410	12,86	"	4500				■	■	■	■									
122	385	11,49	"	4600				■	■	■	■									
135	375	10,35	"	4350				■	■	■	■									
152	355	9,23	"	4350				■	■	■	■									
156	295	9	"	2650				■	■	■	■									
168	340	8,31	"	4100				■	■	■	■									
184	295	7,62	"	2650				■	■	■	■									
223	295	6,29	"	2600				■	■	■	■									
283	265	4,94	"	2450				■	■	■	■									

* acc. to DIN/EN 50347:2001
For speeds above 1500 1/min, refer to manufacturer

M = 202 .. 465 Nm



6

50 Hz		i	Type	F _{RN}	F _{RV}	max. permissible input torque M1 [Nm] *															
n ₂	M ₂					1	3	3	5	10	20	26	55	105	145	210	290	385	575		
(4 pole)	f _b =1,0					IEC Motor Size *															
1/min	Nm			N	N	56	63	71	80	90	100	112	132	160	180	200	225	250	280		
353	240	3,97	BG40-...-C/IEC	2400																	
439	220	3,19	"	2350																	
569	202	2,46	"	2150																	
5,1	425	273,6	BG40Z-...-C/IEC	7000	■	■	■	■	■	■											
5,7	425	246,5	"	7000	■	■	■	■	■	■											
6,3	425	221,9	"	7000	■	■	■	■	■	■											
7	425	199,9	"	7000	■	■	■	■	■	■											
7,6	425	184,4	"	7000	■	■	■	■	■	■											
8,4	425	166,1	"	7000	■	■	■	■	■	■											
8,9	425	156,9	"	7000	■	■	■	■	■	■											
10	425	141,4	"	7000	■	■	■	■	■	■											
10	425	134,6	"	7000	■	■	■	■	■	■											
12	425	121,3	"	7000	■	■	■	■	■	■											
13	425	107,5	"	7000	■	■	■	■	■	■											
14	425	96,86	"	7000	■	■	■	■	■	■											
15	425	91,02	"	7000	■	■	■	■	■	■											
17	425	82	"	7000	■	■	■	■	■	■											
19	425	75,19	"	7000	■	■	■	■	■	■											
21	425	67,74	"	7000	■	■	■	■	■	■											
0,29	465	4841	BG40G10-...-C/IEC	7000	■	■	■														
0,33	465	4216	"	7000	■	■	■	■	■	■											
0,37	465	3805	"	7000	■	■	■	■	■	■											
0,45	465	3082	"	7000	■	■	■	■	■	■											
0,5	465	2628	"	7000	■	■	■	■	■	■											
0,7	465	2087	"	7000	■	■	■	■	■	■											
0,8	465	1738	"	7000	■	■	■	■	■	■											
1	465	1459	"	7000	■	■	■	■	■	■											
1,1	465	1225	"	7000	■	■	■	■	■	■											
1,5	465	965,2	"	7000	■	■	■	■	■	■											
1,8	465	789,1	"	7000	■	■	■	■	■	■											
2	465	710,9	"	7000	■	■	■	■	■	■											
2,2	465	640	"	7000	■	■	■	■	■	■											
2,6	465	534,2	"	7000	■	■	■	■	■	■											
3,1	465	448,8	"	7000	■	■	■	■	■	■											
4	465	353,5	"	7000	■	■	■	■	■	■											
4,9	465	288,6	"	7000	■	■	■	■	■	■											

M = 645 .. 690 Nm

50 Hz		i	Type	F _{RN}	F _{RV}	max. permissible input torque M1 [Nm] *													
n ₂	M ₂					1	3	3	5	10	20	26	55	105	145	210	290	385	575
(4 pole)	f _s =1,0					IEC Motor Size *													
1/min	Nm			N	N	56	63	71	80	90	100	112	132	160	180	200	225	250	280
21	630	65,86	BG50-...-C/IEC	10000															
24	630	59,42	"	10000															
27	630	52,12	"	10000															
30	630	47,02	"	10000															
33	630	42	"	10000															
37	630	37,89	"	10000															
43	630	32,84	"	8700															
47	630	29,62	"	8000															
58	630	24,34	"	8700															
64	630	21,96	"	8000															
76	630	18,33	"	7200															
85	630	16,53	"	6500															
105	590	13,36	"	6100															
116	570	12,06	"	5700															
145	520	9,65	"	5600															
161	500	8,7	"	5300															
208	450	6,74	"	3750															
285	395	4,91	"	3500															
394	345	3,55	"	3300															
567	306	2,47	"	2900															

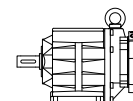
* acc. to DIN/EN 50347:2001

For speeds above 1500 1/min, refer to manufacturer

BG 系列同轴减速电机

同轴减速电机 C 联轴器的选型表

M = 645 .. 690 Nm

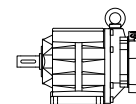


50 Hz		i	Type	F _{RN}	F _{RV}	max. permissible input torque M1 [Nm] *															
n ₂ (4 pole) 1/min	M ₂ f _B =1,0 Nm					IEC Motor Size *															
						1	3	3	5	10	20	26	55	105	145	210	290	385	575		
		N	N	56	63	71	80	90	100	112	132	160	180	200	225	250	280				
4,9	630	286,7	BG50Z-...-C/IEC	10000	■	■	■	■	■	■											
5,4	630	258,6	"	10000	■	■	■	■	■	■											
6,2	630	226,9	"	10000	■	■	■	■	■	■											
6,8	630	204,7	"	10000	■	■	■	■	■	■											
7,7	630	182,8	"	10000	■	■	■	■	■	■											
8,5	630	164,9	"	10000	■	■	■	■	■	■											
10	630	142,9	"	10000	■	■	■	■	■	■											
11	630	128,9	"	10000	■	■	■	■	■	■											
13	630	106	"	10000	■	■	■	■	■	■											
15	630	95,58	"	10000	■	■	■	■	■	■											
18	630	79,78	"	10000	■	■	■	■	■	■											
19	630	71,97	"	10000	■	■	■	■	■	■											
0,29	690	4816	BG50G10-...-C/IEC	10000	■	■	■														
0,33	690	4195	"	10000	■	■	■	■	■	■											
0,37	690	3786	"	10000	■	■	■	■	■	■											
0,46	690	3066	"	10000	■	■	■	■	■	■											
0,5	690	2615	"	10000	■	■	■	■	■	■											
0,7	690	2076	"	10000	■	■	■	■	■	■											
0,8	690	1729	"	10000	■	■	■	■	■	■											
1	690	1452	"	10000	■	■	■	■	■	■											
1,1	690	1219	"	10000	■	■	■	■	■	■											
1,5	690	960,2	"	10000	■	■	■	■	■	■											
1,8	690	785,1	"	10000	■	■	■	■	■	■											
2	690	708,3	"	10000	■	■	■	■	■	■											
2,3	690	621,3	"	10000	■	■	■	■	■	■											
2,6	690	531,5	"	10000	■	■	■	■	■	■											
3,1	690	446,5	"	10000	■	■	■	■	■	■											
4	690	351,7	"	10000	■	■	■	■	■	■											
4,9	690	287,1	"	10000	■	■	■	■	■	■											

M = 535 .. 1300 Nm

50 Hz		i	Type	F _{RN}	F _{RV}	max. permissible input torque M1 [Nm] *															
n ₂ (4 pole) 1/min	M ₂ f _B =1,0 Nm					IEC Motor Size *															
						1	3	3	5	10	20	26	55	105	145	210	290	385	575		
				N	N	56	63	71	80	90	100	112	132	160	180	200	225	250	280		
21	1200	67,49	BG60-...-C/IEC	16000						■	■	■	■	■							
23	1200	60,9	"	16000						■	■	■	■	■							
25	1200	55,76	"	16000						■	■	■	■	■							
28	1200	50,31	"	16000						■	■	■	■	■							
33	1200	43,05	"	16000						■	■	■	■	■							
36	1200	38,85	"	16000						■	■	■	■	■							
43	1200	32,48	"	15400						■	■	■	■	■							
48	1200	29,31	"	14800						■	■	■	■	■							
56	1200	24,82	"	13800						■	■	■	■	■							
63	1200	22,4	"	13300						■	■	■	■	■							
75	1140	18,62	"	12400						■	■	■	■	■							
83	1100	16,8	"	12000						■	■	■	■	■							
104	1020	13,47	"	11200								■	■	■							
115	980	12,16	"	10800								■	■	■							
138	910	10,12	"	10200								■	■	■							
153	880	9,13	"	9800								■	■	■							
203	780	6,88	"	8600						■	■	■	■	■							
281	680	4,98	"	7800								■	■	■							
374	610	3,74	"	7100								■	■	■							
556	535	2,52	"	6200								■	■	■							
5,1	1200	274,5	BG60Z-...-C/IEC	16000				■	■	■	■	■									
5,7	1200	247,7	"	16000				■	■	■	■	■									
6,2	1200	226,7	"	16000				■	■	■	■	■									
6,8	1200	204,6	"	16000				■	■	■	■	■									
8	1200	175,1	"	16000				■	■	■	■	■									
8.9	1200	158	"	16000				■	■	■	■	■									

* acc. to DIN/EN 50347:2001
For speeds above 1500 1/min, refer to manufacturer



M = 535 .. 1300 Nm

50 Hz		i	Type	F _{RN}	F _{RV}	max. permissible input torque M1 [Nm] *															
n ₂	M ₂					1	3	3	5	10	20	26	55	105	145	210	290	385	575		
(4 pole)	f _B =1,0					IEC Motor Size *															
1/min	Nm			N	N	56	63	71	80	90	100	112	132	160	180	200	225	250	280		
11	1200	132,1	BG60Z-...-C/IEC	16000					■	■	■	■									
12	1200	119,2	"	16000					■	■	■	■									
14	1200	101	"	16000					■	■	■	■									
15	1200	91,09	"	16000					■	■	■	■									
18	1200	75,71	"	16000					■	■	■	■									
20	1200	68,32	"	16000					■	■	■	■									
0,32	1300	4429	BG60G20-...-C/IEC	16000		■	■	■	■	■	■										
0,39	1300	3592	"	16000		■	■	■	■	■	■										
0,43	1300	3234	"	16000		■	■	■	■	■	■										
0,5	1300	2818	"	16000		■	■	■	■	■	■										
0,6	1300	2249	"	16000		■	■	■	■	■	■										
0,7	1300	1880	"	16000		■	■	■	■	■	■										
0,8	1300	1741	"	16000		■	■	■	■	■	■										
0,9	1300	1496	"	16000		■	■	■	■	■	■										
1	1300	1346	"	16000		■	■	■	■	■	■										
1,2	1300	1168	"	16000		■	■	■	■	■	■										
1,3	1300	1051	"	16000		■	■	■	■	■	■										
1,6	1300	891,5	"	16000		■	■	■	■	■	■										
1,7	1300	804,5	"	16000		■	■	■	■	■	■										
2,1	1300	651,3	"	16000		■	■	■	■	■	■										
2,5	1300	559,5	"	16000		■	■	■	■	■	■										
2,8	1300	504,9	"	16000		■	■	■	■	■	■										
3,2	1300	437,3	"	16000		■	■	■	■	■	■										
3,8	1300	370,5	"	16000		■	■	■	■	■	■										
4,2	1300	334,3	"	16000		■	■	■	■	■	■										
4,6	1300	306,1	"	16000		■	■	■	■	■	■										
5,1	1300	276,2	"	16000		■	■	■	■	■	■										

6

M = 1490 .. 2500 Nm

50 Hz		i	Type	F _{RN}	F _{RV}	max. permissible input torque M1 [Nm] *													
n ₂	M ₂					1	3	3	5	10	20	26	55	105	145	210	290	385	575
(4 pole)	f _B =1,0					IEC Motor Size *													
1/min	Nm			N	N	56	63	71	80	90	100	112	132	160	180	200	225	250	280
23	2300	59,82	BG70-...-C/IEC	20000															
28	2300	50,4	"	20000															
30	2300	46,54	"	20000															
36	2300	39,22	"	19100															
40	2300	35,24	"	18300															
47	2300	29,69	"	16900															
51	2300	27,21	"	16400															
61	2300	22,92	"	15100															
67	2300	20,98	"	14600															
79	2300	17,68	"	13400															
90	2300	15,53	"	12700															
107	2300	13,08	"	11600															
117	2300	11,97	"	11200															
139	2300	10,09	"	10200															
165	2250	8,48	"	9500															
196	2150	7,14	"	8800															
239	1750	5,87	"	8200															
283	1490	4,95	"	6900															
5,6	2300	249,8	BG70Z-...-C/IEC	20000															
6,7	2300	210,5	"	20000															
7,2	2300	194,4	"	20000															
8,5	2300	163,8	"	20000															
10	2300	147,2	"	20000															
11	2300	124	"	20000															
12	2300	113,6	"	20000															
15	2300	95,74	"	20000															
16	2300	87,61	"	20000															
19	2300	73,82	"	20000															
22	2300	64,85	"	20000															
26	1930	54,64	"	20000															

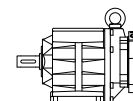
* acc. to DIN/EN 50347:2001

For speeds above 1500 1/min, refer to manufacturer

BG 系列同轴减速电机

同轴减速电机 C 联轴器的选型表

M = 1490 .. 2500 Nm



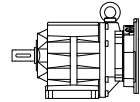
50 Hz		i	Type	F _{RN}	F _{RV}	max. permissible input torque M1 [Nm] *														
n ₂	M ₂																			
(4 pole)	f _B =1,0					1	3	3	5	10	20	26	55	105	145	210	290	385	575	
1/min	Nm			N	N	IEC Motor Size *														
				56	63	71	80	90	100	112	132	160	180	200	225	250	280			
0,36	2500	3925	BG70G20-...-C/IEC	20000	■	■	■	■	■	■										
0,44	2500	3184	"	20000	■	■	■	■	■	■										
0,5	2500	2774	"	20000	■	■	■	■	■	■										
0,6	2500	2215	"	20000	■	■	■	■	■	■										
0,7	2500	1994	"	20000	■	■	■	■	■	■										
0,8	2500	1666	"	20000	■	■	■	■	■	■										
0,9	2500	1543	"	20000	■	■	■	■	■	■										
1	2500	1389	"	20000	■	■	■	■	■	■										
1,2	2500	1193	"	20000	■	■	■	■	■	■										
1,4	2500	1035	"	20000	■	■	■	■	■	■										
1,6	2500	877,6	"	20000	■	■	■	■	■	■										
1,8	2500	790,2	"	20000	■	■	■	■	■	■										
2,1	2500	665,8	"	20000	■	■	■	■	■	■										
2,4	2500	577,3	"	20000	■	■	■	■	■	■										
2,8	2500	495,9	"	20000	■	■	■	■	■	■										
3,4	2500	417,8	"	20000	■	■	■	■	■	■										
3,6	2500	387,6	"	20000	■	■	■	■	■	■										
4,3	2500	328,4	"	20000	■	■	■	■	■	■										
5,1	2500	276,7	"	20000	■	■	■	■	■	■										
5,5	2500	255,5	"	20000	■	■	■	■	■	■										

M = 2600 .. 4600 Nm

50 Hz		i	Type	F _{RN}	F _{RV}	max. permissible input torque M1 [Nm] *														
n ₂ (4 pole) 1/min	M ₂ f _B =1,0 Nm					1	3	3	5	10	20	26	55	105	145	210	290	385	575	
						IEC Motor Size *														
				N	N	56	63	71	80	90	100	112	132	160	180	200	225	250	280	
22	4200	63,56	BG80-...-C/IEC	26000						■	■	■								
24	4200	57,24	"	25400						■	■	■								
29	4200	48,8	"	23800						■	■	■	■	■	■	■	■			
32	4200	43,94	"	22600						■	■	■	■	■	■	■	■			
37	4200	38	"	21300						■	■	■	■	■	■	■	■			
41	4200	34,22	"	20200						■	■	■	■	■	■	■	■			
48	4200	29,36	"	18900						■	■	■	■	■	■	■	■			
53	4200	26,44	"	17900						■	■	■	■	■	■	■	■			
63	4200	22,09	"	16500						■	■	■	■	■	■	■	■			
70	4200	19,89	"	15500						■	■	■	■	■	■	■	■			
81	4200	17,35	"	14600						■	■	■	■	■	■	■	■			
90	4200	15,62	"	13700						■	■	■	■	■	■	■	■			
110	4200	12,69	"	12400						■	■	■	■	■	■	■	■			
122	4200	11,43	"	11600						■	■	■	■	■	■	■	■			
152	3900	9,21	"	10800									■	■	■	■	■			
169	3750	8,3	"	10400									■	■	■	■	■			
212	2950	6,6	"	9100									■	■	■	■	■			
236	2600	5,94	"	8300									■	■	■	■	■			
6,8	4200	207,4	BG80Z-...-C/IEC	26000				■	■	■	■	■								
7,5	4200	186,8	"	26000				■	■	■	■	■								
8,7	4200	161,5	"	26000				■	■	■	■	■								
10	4200	145,4	"	26000				■	■	■	■	■								
11	4200	124,8	"	26000				■	■	■	■	■								
12	4200	112,4	"	26000				■	■	■	■	■								
15	4200	93,89	"	26000				■	■	■	■	■								
17	4200	84,55	"	26000				■	■	■	■	■								
19	4200	73,73	"	26000				■	■	■	■	■								
21	4200	66,4	"	26000				■	■	■	■	■								
0,33	4600	4208	BG80G40-...-C/IEC	26000			■	■	■											
0,37	4600	3791	"	26000			■	■	■											
0,41	4600	3413	"	26000			■	■	■											
0,49	4600	2836	"	26000			■	■	■											
0,6	4600	2413	"	26000			■	■	■											
0,7	4600	2070	"	26000			■	■	■											

* acc. to DIN/EN 50347:2001
For speeds above 1500 1/min, refer to manufacturer

M = 2600 .. 4600 Nm



50 Hz		i	Type	F _{RN}	F _{RV}	max. permissible input torque M1 [Nm] *													
n ₂	M ₂					1	3	3	5	10	20	26	55	105	145	210	290	385	575
(4 pole)	f _B =1,0					IEC Motor Size *													
1/min	Nm			N	N	56	63	71	80	90	100	112	132	160	180	200	225	250	280
0,8	4600	1653	BG80G40-...-C/IEC	26000					■	■	■	■							
1	4600	1400	"	26000					■	■	■	■							
1,1	4600	1261	"	26000					■	■	■	■							
1,3	4600	1042	"	26000					■	■	■	■							
1,5	4600	907,6	"	26000					■	■	■	■							
1,7	4600	817,4	"	26000					■	■	■	■							
1,9	4600	730,3	"	26000					■	■	■	■							
2,1	4600	657,8	"	26000					■	■	■	■							
2,4	4600	572	"	26000					■	■	■	■							
2,9	4600	484,3	"	26000					■	■	■	■							
3,2	4600	436,2	"	26000					■	■	■	■							
3,5	4600	399,8	"	26000					■	■	■	■							
3,9	4600	360	"	26000					■	■	■	■							
4,5	4600	314	"	26000					■	■	■	■							
5	4600	282,8	"	26000					■	■	■	■							
5,5	4600	252,3	"	26000					■	■	■	■							
6,2	4600	227,2	"	26000					■	■	■	■							

6

M = 5700 .. 9200 Nm

50 Hz		i	Type	F _{RN}	F _{RV}	max. permissible input torque M1 [Nm] *													
n ₂	M ₂					1	3	3	5	10	20	26	55	105	145	210	290	385	575
(4 pole)	f _B =1,0					IEC Motor Size *													
1/min	Nm			N	N	56	63	71	80	90	100	112	132	160	180	200	225	250	280
26	8400	53,46	BG90-...-C/IEC	65000									■	■	■	■	■	■	■
29	8400	48,82	"	65000									■	■	■	■	■	■	■
33	8400	41,85	"	65000									■	■	■	■	■	■	■
37	8400	38,21	"	65000									■	■	■	■	■	■	■
43	8400	32,62	"	65000									■	■	■	■	■	■	■
47	8400	29,78	"	65000									■	■	■	■	■	■	■
56	8400	24,78	"	65000									■	■	■	■	■	■	■
62	8400	22,62	"	65000									■	■	■	■	■	■	■
71	8400	19,67	"	62400									■	■	■	■	■	■	■
78	8200	17,96	"	59800									■	■	■	■	■	■	■
96	7700	14,64	"	57000									■	■	■	■	■	■	■
105	7500	13,37	"	55000									■	■	■	■	■	■	■
128	7000	10,9	"	52300										■	■	■	■	■	■
141	6800	9,95	"	50500										■	■	■	■	■	■
176	6300	7,97	"	47900										■	■	■	■	■	■
192	6100	7,28	"	46300										■	■	■	■	■	■
217	5800	6,46	"	44200										■	■	■	■	■	■
237	5700	5,9	"	43000										■	■	■	■	■	■
6,1	8400	228,1	BG90Z-...-C/IEC	65000						■	■	■	■	■	■	■	■	■	■
6,7	8400	208,3	"	65000						■	■	■	■	■	■	■	■	■	■
7,8	8400	178,5	"	65000						■	■	■	■	■	■	■	■	■	■
8,6	8400	163	"	65000						■	■	■	■	■	■	■	■	■	■
10	8400	139,2	"	65000						■	■	■	■	■	■	■	■	■	■
11	8400	127,1	"	65000						■	■	■	■	■	■	■	■	■	■
13	8400	105,7	"	65000						■	■	■	■	■	■	■	■	■	■
15	8400	96,53	"	65000						■	■	■	■	■	■	■	■	■	■
17	8400	83,91	"	65000						■	■	■	■	■	■	■	■	■	■
18	8400	76,61	"	65000						■	■	■	■	■	■	■	■	■	■
22	7500	62,47	"	65000						■	■	■	■	■	■	■	■	■	■
25	6800	57,04	"	65000						■	■	■	■	■	■	■	■	■	■
0,4	9200	3521	BG90G50-...-C/IEC	65000					■	■	■	■	■	■	■	■	■	■	■
0,44	9200	3177	"	65000					■	■	■	■	■	■	■	■	■	■	■
0,5	9200	2786	"	65000					■	■	■	■	■	■	■	■	■	■	■
0,6	9200	2514	"	65000					■	■	■	■	■	■	■	■	■	■	■
0,7	9200	2026	"	65000					■	■	■	■	■	■	■	■	■	■	■
0,8	9200	1756	"	65000					■	■	■	■	■	■	■	■	■	■	■
0,9	9200	1583	"	65000					■	■	■	■	■	■	■	■	■	■	■
1,1	9200	1301	"	65000					■	■	■	■	■	■	■	■	■	■	■
1,2	9200	1174	"	65000					■	■	■	■	■	■	■	■	■	■	■

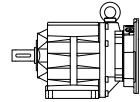
* acc. to DIN/EN 50347:2001

For speeds above 1500 1/min, refer to manufacturer

BG 系列同轴减速电机

同轴减速电机 C 联轴器的选型表

M = 5700 .. 9200 Nm



50 Hz		i	Type	F _{RN}	F _{RV}	max. permissible input torque M1 [Nm] *													
n ₂	M ₂					1	3	3	5	10	20	26	55	105	145	210	290	385	575
(4 pole)	f _B =1,0					IEC Motor Size *													
1/min	Nm			N	N	56	63	71	80	90	100	112	132	160	180	200	225	250	280
1,6	9200	883,7	BG90G50-...-C/IEC	65000					■	■	■	■	■	■					
2	9200	714,2	"	65000					■	■	■	■	■	■					
2,2	9200	644,7	"	65000					■	■	■	■	■	■					
2,4	9200	588,8	"	65000					■	■	■	■	■	■					
2,8	9200	504,7	"	65000					■	■	■	■	■	■					
3,2	9200	435,8	"	65000					■	■	■	■	■	■					
3,9	9200	360,3	"	65000					■	■	■	■	■	■					
4,7	9200	298,8	"	65000					■	■	■	■	■	■					
5,3	9200	262,5	"	65000					■	■	■	■	■	■					
6,4	9200	219,9	"	65000					■	■	■	■	■	■					

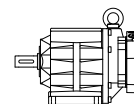
6

M = 7200 .. 18500 Nm

50 Hz		i	Type	F _{RN}	F _{RV}	max. permissible input torque M1 [Nm] *													
n ₂	M ₂					1	3	3	5	10	20	26	55	105	145	210	290	385	575
(4 pole)	f _B =1,0					IEC Motor Size *													
1/min	Nm			N	N	56	63	71	80	90	100	112	132	160	180	200	225	250	280
5,4	16800	259	BG100-...-C/IEC	90000								■	■	■					
6	16800	232,6	"	90000								■	■	■					
7	16800	198,8	"	90000								■	■	■	■	■	■	■	■
7,8	16800	178,6	"	90000								■	■	■	■	■	■	■	■
9	16800	154,8	"	90000								■	■	■	■	■	■	■	■
10	16800	139,1	"	90000								■	■	■	■	■	■	■	■
12	16800	119,7	"	90000								■	■	■	■	■	■	■	■
13	16800	107,5	"	90000								■	■	■	■	■	■	■	■
16	16800	90,02	"	90000								■	■	■	■	■	■	■	■
17	16500	80,85	"	90000								■	■	■	■	■	■	■	■
20	15700	70,69	"	90000								■	■	■	■	■	■	■	■
22	15400	63,49	"	90000								■	■	■	■	■	■	■	■
27	14400	51,7	"	90000								■	■	■	■	■	■	■	■
30	14000	46,43	"	90000								■	■	■	■	■	■	■	■
37	13100	37,54	"	90000									■	■	■	■	■	■	■
42	12800	33,71	"	88500									■	■	■	■	■	■	■
58	11200	23,95	"	87900								■	■	■	■	■	■	■	■
81	10100	17,39	"	82400									■	■	■	■	■	■	■
112	7200	12,45	"	72100										■	■	■	■	■	■
1,7	18500	845,1	BG100Z-...-C/IEC	90000						■	■	■	■	■					
1,8	18500	759	"	90000						■	■	■	■	■					
2,1	18500	658,1	"	90000						■	■	■	■	■					
2,4	18500	591,1	"	90000						■	■	■	■	■					
2,8	18500	508,5	"	90000						■	■	■	■	■					
3,1	18500	456,7	"	90000						■	■	■	■	■					
3,7	18500	382,6	"	90000						■	■	■	■	■					
4,1	18500	343,6	"	90000						■	■	■	■	■					
4,7	18500	300,4	"	90000						■	■	■	■	■					
5,2	18500	269,8	"	90000						■	■	■	■	■					
0,11	18500	13093	BG100G50-...-C/IEC	90000					■	■	■								
0,12	18500	11813	"	90000					■	■	■								
0,15	18500	9348	"	90000					■	■	■	■	■	■					
0,17	18500	8350	"	90000					■	■	■	■	■	■					
0,19	18500	7533	"	90000					■	■	■	■	■	■					
0,21	18500	6529	"	90000					■	■	■	■	■	■					
0,24	18500	5888	"	90000					■	■	■	■	■	■					
0,29	18500	4839	"	90000					■	■	■	■	■	■					
0,32	18500	4366	"	90000					■	■	■	■	■	■					
0,38	18500	3644	"	90000					■	■	■	■	■	■					
0,43	18500	3286	"	90000					■	■	■	■	■	■					
0,47	18500	2952	"	90000					■	■	■	■	■	■					
0,5	18500	2656	"	90000					■	■	■	■	■	■					
0,6	18500	2154	"	90000					■	■	■	■	■	■					
0,7	18500	1867	"	90000					■	■	■	■	■	■					

* acc. to DIN/EN 50347:2001
For speeds above 1500 1/min, refer to manufacturer

M = 7200 .. 18500 Nm



50 Hz		i	Type	F _{RN}	F _{RV}	max. permissible input torque M1 [Nm] *															
n ₂	M ₂					1	3	3	5	10	20	26	55	105	145	210	290	385	575		
(4 pole) f ₈ =1,0	1/min					IEC Motor Size *															
	Nm			N	N	56	63	71	80	90	100	112	132	160	180	200	225	250	280		
0,8	18500	1678	BG100G50-...-C/IEC	90000					■	■	■	■	■	■							
1	18500	1444	"	90000					■	■	■	■	■	■							
1,2	18500	1204	"	90000					■	■	■	■	■	■							
1,3	18500	1043	"	90000					■	■	■	■	■	■							
1,4	18500	976,1	"	90000					■	■	■	■	■	■							

* acc. to DIN/EN 50347:2001

For speeds above 1500 1/min, refer to manufacturer

