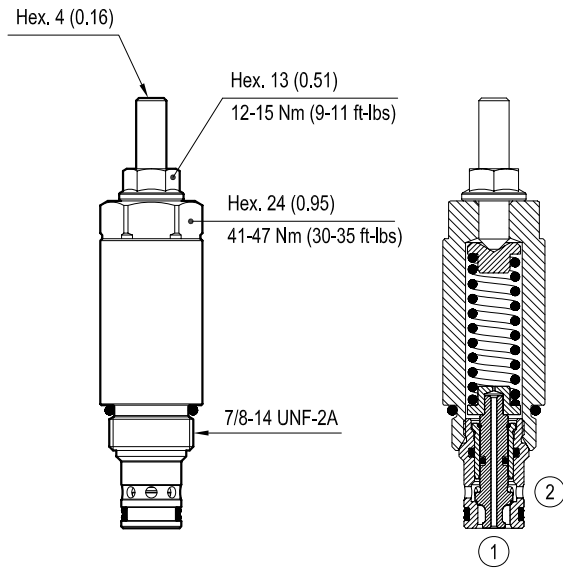


Cartridge style in manifold

OR.03 - K - X - Y - Z - W

[illegible]

Cartridge style




SIZE 10

[mm (inches)]

Table “K”

			K				
CARTRIDGE CODE	04	11	59	X	85	Z	VSNG-10A

Table “X”

X	ADJUSTMENTS	
03	Leakproof hex. socket screw	

CARTRIDGE TECHNICAL DATA

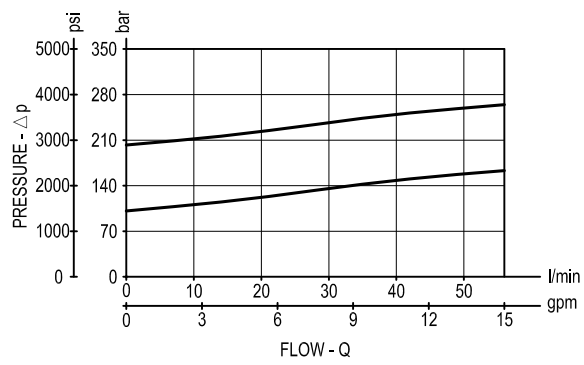
Common cavity: **CA-10A-2N**

For other details see data sheet RE 18318-07

Table “Z”

[illegible]

Performance graph



Ordering code

OR.03	K	X	Y	Z	W
-------	---	---	---	---	---

Manifold with relief bi-directional direct acting poppet type differential area

Cartridge style - Common cavity
(see table K on page 2)

Cartridge style - Adjustments
(see table X on page 2)

Manifold material

= 00 Aluminium manifold

= S0 Steel manifold

Settings - Springs
(see table Z on page 2)

Manifold style - Dimensions and port sizes
(see table Y on page 1)

Preferred types (readily available)

[illegible][illegible]

Further types available by request