

# High-Flow VANGUARD High-Relief Externally Piloted Regulator



Model Shown: HPR180-8G

## SPECIFICATIONS

### Ambient/Media Temperature:

0° to 158°F (-18° to 70°C).

### Body and Dome: Zinc.

### Seals: Nitrile.

### Valve: Brass.

### Valve Cap: Glass filled Nylon.

### Fluid Media: Compressed air.

### Inlet Pressure:

10 psig (0.7 bar) minimum.

400 psig (27.6 bar) maximum.

### Outlet Pressure: 0 to 250 psig (0 to 17.3 bar).

### Pilot Ports: 1/4 NPTF.

### Pressure Gauge: 0 to 200 psig (0 to 14 bar);

Optional 0 to 600 psig (0 to 41.4 bar).

3/4-NPTF Inlet/Outlet ports, 1/2-NPTF gauge ports.

1-NPTF Inlet/Outlet ports, 1/2-NPTF gauge ports.

1-1/4-NPTF Inlet/Outlet ports, 1/2-NPTF gauge ports.

## HPR180 Models Port Sizes: 3/4, 1 & 1-1/4

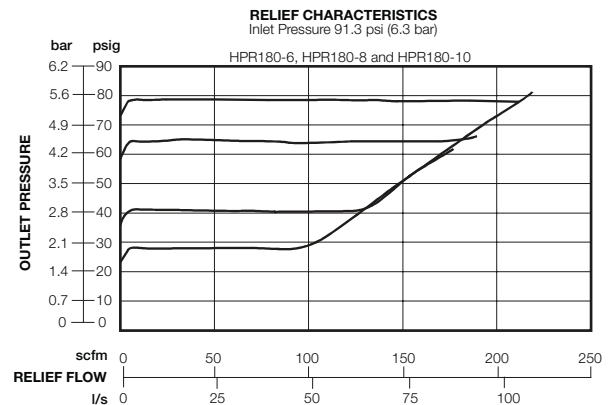
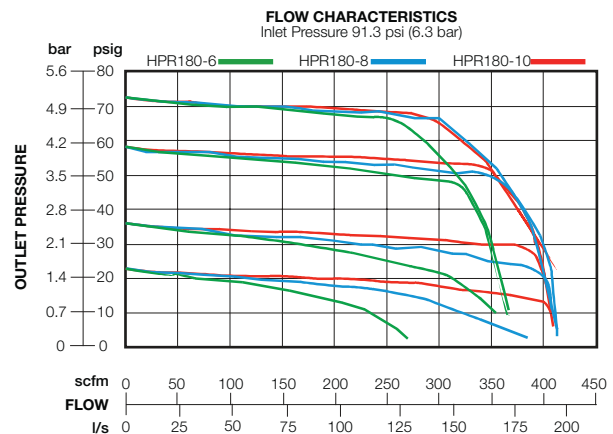
Designed for systems that require high flow, relief and pressure regulation. Can be installed in an inaccessible location with a control regulator in an accessible location.

- ◆ Inline mounting.
- ◆ Diaphragm-type design.
- ◆ Optional pressure gauges.
- ◆ Flow rates exceed 400 scfm.
- ◆ NPTF port threads; optional BSPP threads.
- ◆ High relief characteristics up-to 200 scfm.

**Note:** Pilot (control) regulators (ordered separately).

- ◆ General purpose applications order **R56M-2**, **R60-2**, **R67-2**, **R100-2**, or **R380-3**
- ◆ Precision applications order **IR100-2**, **R57M-2**, **IR380-3** or **ER** valve.

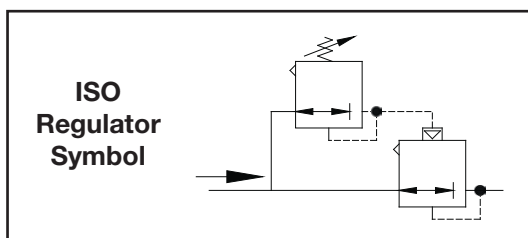
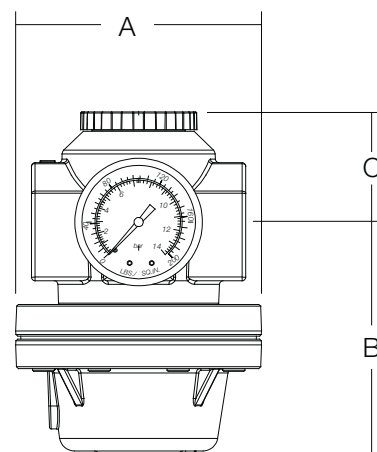
## FLOW CHARTS



## DIMENSIONS inches (mm)

A	B	C	Depth †	Weight †
				lb (kg)
4.18 (106.0)	3.99 (101.3)	1.87 (47.5)	4.18 (106)	6.44 (3.0)

† Less gauge.



## ORDERING INFORMATION

Change the letters in the sample model number below to specify the regulator you want.

**NOTE:** Order a pilot operator such as **R55-2**, **R56-2**, or **IR100-2** separately.

# HPR180 – 10 G W

### PORT and GAUGE PORT SIZE

3/4 NPTF Inlet/Outlet..... 6  
 1/2-NPTF gauge ports.  
 1 NPTF Inlet/Outlet ..... 8  
 1/2-NPTF gauge ports.  
 1-1/4 NPTF Inlet/Outlet ..... 10  
 1/2-NPTF gauge ports.

### PORT TYPE

NPTF threads ..... Leave Blank  
 BSPP threads ..... W

### OPTION

None ..... Leave Blank  
 0-200 PSI Gauge \* ..... G  
 0-600 PSI Gauge \* ..... G1

\* = Reducing bushings are used in any gauge ports other than 1/4".